



Insurance Industry Report for the Period

January – September 2015

Third Quarter Release

November 2015

INTRODUCTION

About Insurance Regulatory Authority

The Insurance Regulatory Authority (IRA) is a State Corporation whose mandate is to regulate, supervise and develop the insurance industry in Kenya. The key players regulated by IRA are Insurance Companies, Re-Insurance Companies, Insurance Brokers, Insurance Agents, Motor Assessors, Insurance Investigators, Insurance Surveyors, Loss Adjustors, Claim Settling Agents and Risk Managers.

The Authority has been working with various stakeholders locally, regionally and internationally to put in place policies that will enhance the regulatory environment for the insurance sector growth and enhance insurance access in the country.

About this Release

This is 2015 third quarter industry release which provides market information and statistical overview of the insurance industry in Kenya for the period January to September 2015.

Acknowledgement

The insurance information contained in this report has been extracted from the quarterly unaudited returns submitted to the Authority in line with Section 54 of the Insurance Act. No adjustments have been made to the data in the returns except where necessary in consultation with the insurer(s) or reinsurer(s).

All the amounts are given in thousand Kenya shillings ('000' KES) except where otherwise stated.

Industry Highlights

The following are some of the activities undertaken by IRA in line with its mandate to develop the insurance industry in Kenya.

Executive Certificate of Proficiency

The Executive Certificate of Proficiency (ECOP) Programme is aimed at enhancing capacity within the insurance industry by training potential insurance agents at the county level. The training is one of the ways through which the Authority develops the industry as well as enhancing access to insurance services. The county training targets people who are either born or reside in the county.

During the quarter under review the following ECOP trainings were facilitated:

County	Number of Participants	Period
Kilifi	110	27 th July - 8 th August, 2015
Nakuru	120	7 th - 19 th September 2015

Workshops/Trainings and Other Corporate Events

During the period under review the following workshops/trainings were conducted:

Title of the workshop/ Training	Target Group	Period
ERS Workshop	Insurance intermediaries in Nairobi	20 th August, 2015
	Insurance intermediaries in Mombasa	25 th August, 2015
Benchmarking visit	Uganda delegation	24 th - 28 th August 2015
Insurance's CEOs Forum on Treating Customers Fairly	Insurance CEOs	24 th September 2015

Recently Developed/Repackaged Insurance Products

During the quarter under review the following new/repackaged insurance products were filed with the Authority by various insurance companies:

New/Repackaged product	Class of Business	Company
Group Risks Benefits	Superannuation business	Barclays Life Assurance
Sema Doc Hospital Cash Benefit	Medical business	Cannon Assurance
Extended Warranty Product	Liability business	Phoenix of East Africa
Insure Na Mia	Personal Accident	Saham Assurance
Revised New Academia	Ordinary Life	CIC Life Assurance
Cable Cars (Ropeways) Insurance	Engineering	Madison Insurance
Construction All risk (CAR) Erection All risk (EAR) Machine Break down Domestic Package Burglary Domestic extension Motor Private, Motor Cycle and Motor commercial. Personal Accident Marine Cargo Marine Hull	Engineering Fire Domestic Burglary Motor Private/Motor Commercial Personal Accident Marine Marine	Allianz Insurance Company
Secure Future Annuity	Pension	Kenindia Assurance

Insurance Fraud Investigation and Prosecution

During the third quarter of 2015 Insurance Fraud Investigations Unit (IFIU) which is mandated to investigate insurance fraud within the industry, received a total of 29 insurance fraud cases involving a total amount of KES 26.01 million.

The following is a summary of the cases received by the unit during the quarter categorized by the nature of the fraud as well as indicating the frequency and the severity of the fraud.

	Cases	Frequency	Estimated Amount
1.	Fraudulent Motor claims (Injury, damage and theft)	9	13,050,000
2.	Fraudulent Medical Claims	0	0
4.	Theft By Insurance Co. Employees	4	10,524,192
5.	Fraudulent claims by Policyholders	1	38,428
6.	Theft by Agents	9	798,265
7.	Complaint Against insurance service providers (Investigator)	1	20,000
8.	Forgery of Company Documents	2	0
9.	Complaint Against Insurance Broker	1	1,331,257
10.	Fraudulent WIBA Claims	1	250,000
11.	Operating Insurance Business without License.	1	1,000
Total		29	26,013,142

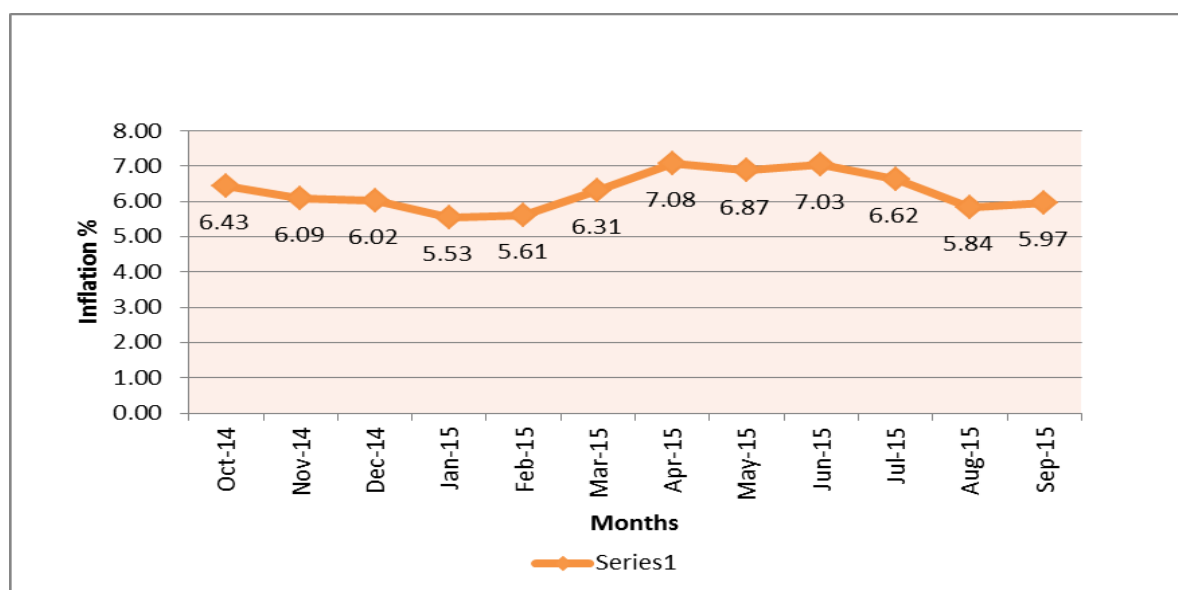
Worth noting are the large amounts of theft by Insurance Companies employees and fraudulent motor insurance claims at KES 10.52 million and KES 13.05 million respectively. This depicts keys areas of insurers' exposure to insurance fraud risk.

ECONOMIC AND MARKET ANALYSIS

Some key economic indicators' trends are analysed as follows:

Inflation:

Consumer price index (CPI) measures changes in the price level of consumer goods and services purchased by households. It is a measure that examines the weighted average of prices of a basket of consumer goods and services, such as transportation, food and medical care. Changes in CPI enable the calculation of inflation in the economy.

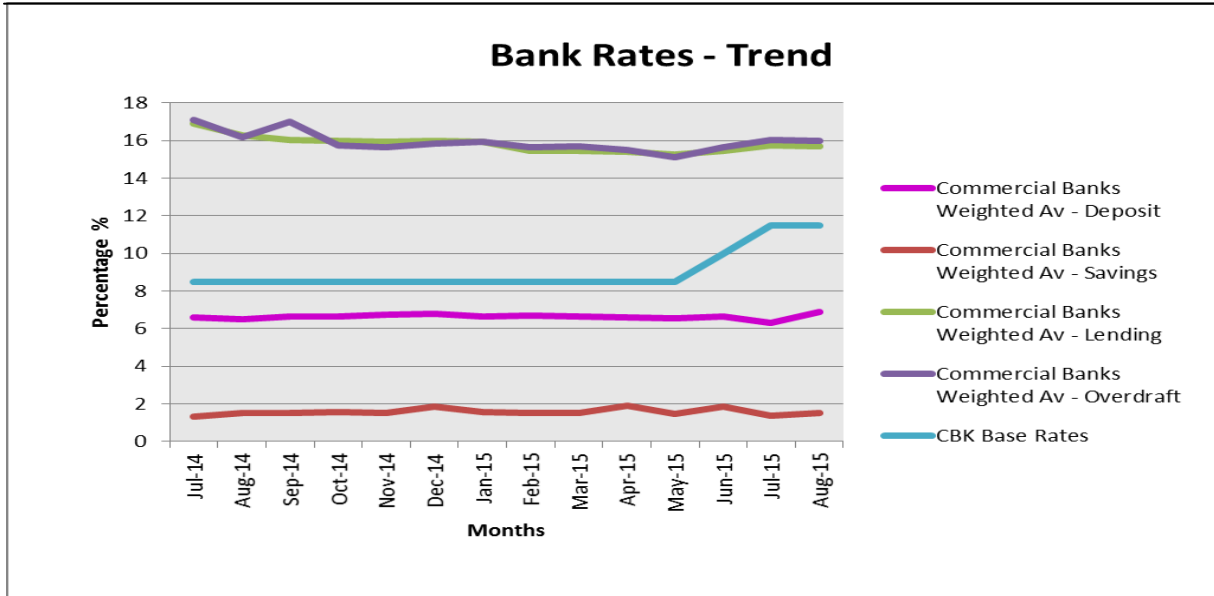


Source: KNBS

Inflation rate during the third quarter of 2015 fell gently from 6.62% to 5.97% between July and September 2015. The inflation rate peaked in April 2015 at 7.08% the highest since January 2015.

Consumer Price Index (CPI) averaged at 160.92 points during the third quarter of 2015.

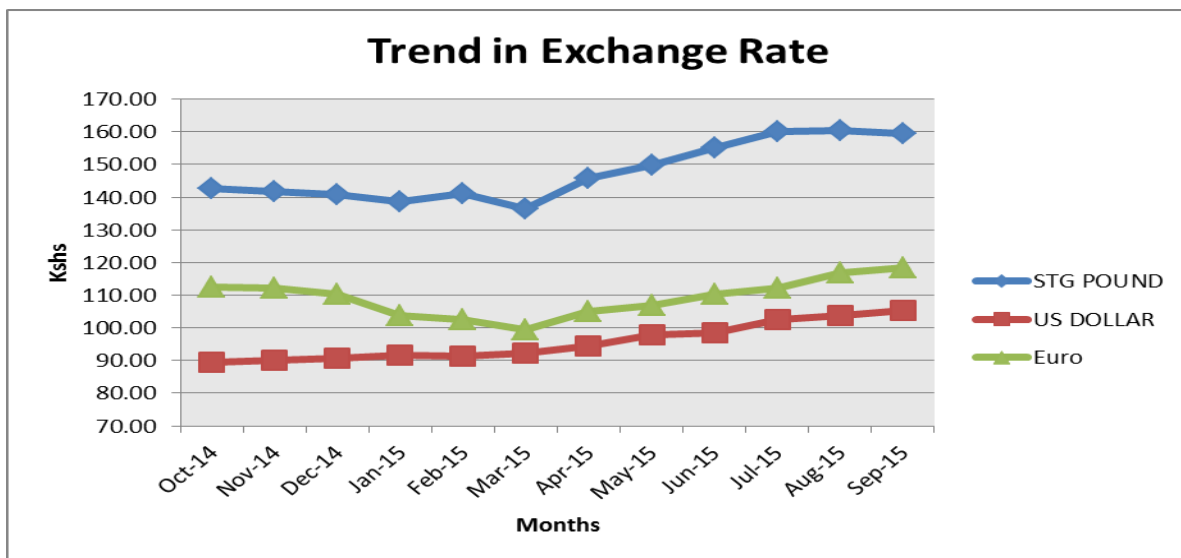
Bank Rates:



Source: CBK

The lending rates remained relatively stable in the third quarter of 2015, increasing by a mere 0.20% from 15.48% in June 2015 to stand at 15.68% in August 2015. The spread between the average commercial bank lending and deposit rates remained relatively stable during this period. There was a slight increase in July 2015 followed by a slight dip in August 2015. The CBK Base rates remained at 11.50% throughout the third quarter of 2015 after an increase in July 2015.

Exchange Rates:



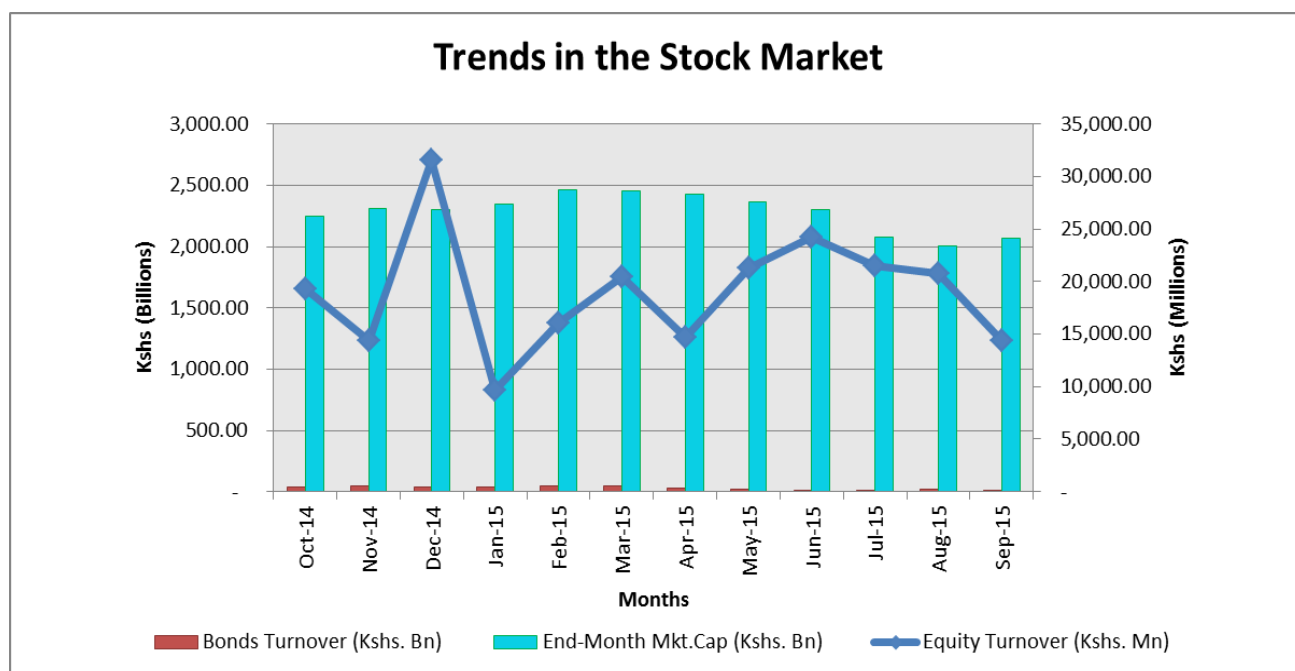
Source: CBK

The shilling depreciated against all the major currencies namely; the Sterling Pound, the US Dollar and the Euro throughout the third quarter of the year. Quarter three of 2015 saw the average exchange rate close at 159.58 against the Pound, 105.29 against the Dollar and 118.33 against the Euro.

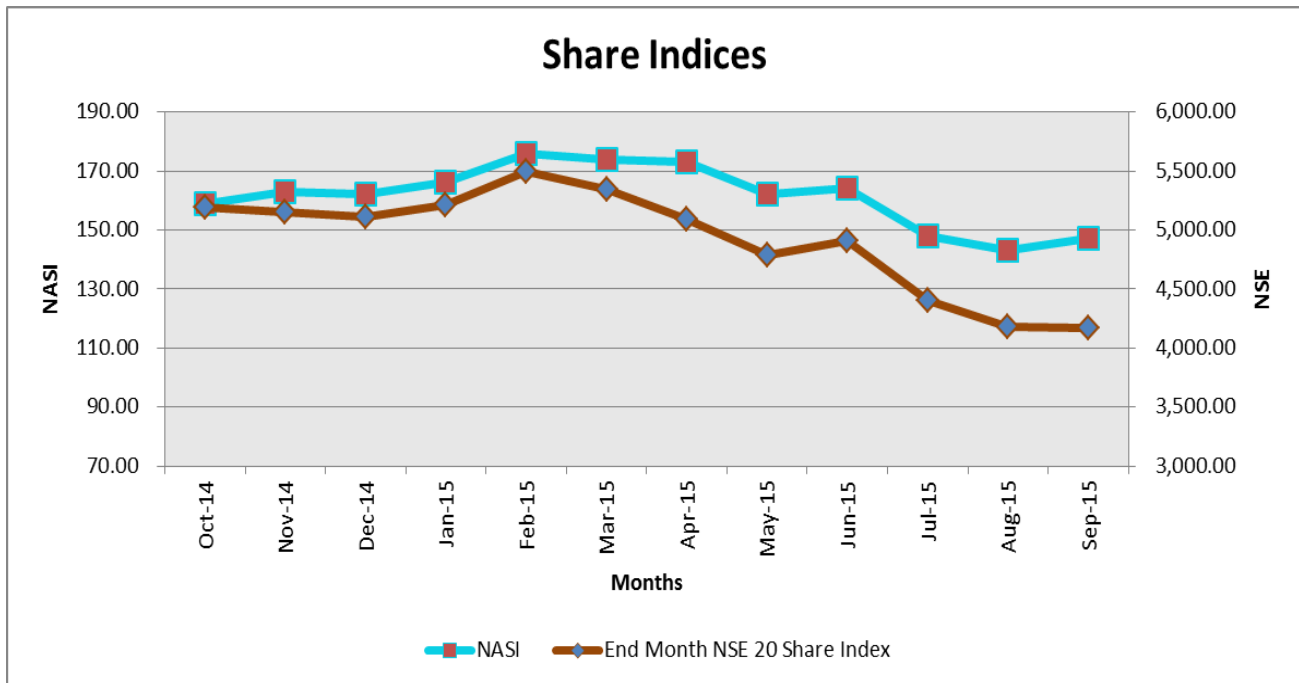
Capital Markets:

Average market capitalization in the secondary markets slightly diminished during the third quarter of 2015 to KES 2.05 trillion from an average market capitalization of KES 2.37 trillion during the second quarter of 2015.

The average NSE 20-Share index during the third quarter of 2015 stood at 4173 points down from 4928 points in the second quarter of 2015 while the average NASI for the quarter stood at 146 points. The capital markets performance plummeted during the year 2015 compared to turn of the year indices of 5112 points for the NSE and 162 points for the NASI.



Source: CMA



Source: CMA

Real Estate Market:

Price stability was witnessed throughout the third quarter of 2015. Generally, house prices rose by a meagre 1.26%, although this was a faster growth compared to the 0.2% recorded during the second quarter of 2015. Higher price movements were witnessed in bungalows and apartments reflecting higher preference accorded to these two house categories than others.

Demand for houses continued to be influenced by the location of the house (availability of social amenities), a preference for gated communities (importance of convenience and security) amongst others.¹

¹ Source: Kenya Bankers Association Housing Price Index
Bima Bora Kwa Taifa

ANALYSIS OF KEY INSURANCE INDICATORS

The industry data is summarized in the following table:

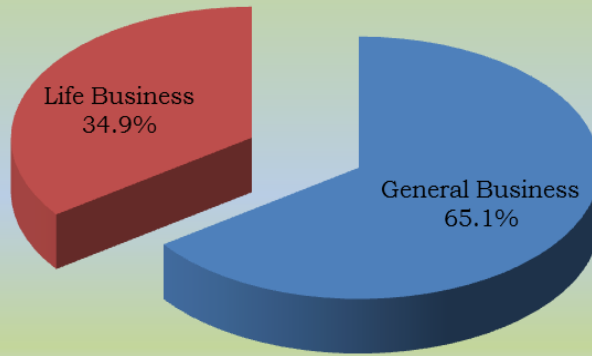
Key Performance Indicators								
Indicator	Life Business				General business			
	Sept 2015	Sept 2014	Sept 2013	Annual Change (%)	Sept 2015	Sept 2014	Sept 2013	Annual Change (%)
	KES '000'	KES '000'	KES '000'	(2015/2014)	KES '000'	KES '000'	KES '000'	(2015/2014)
Insurers								
Gross Premium Income	47,171,755	40,979,114	32,162,574	15.11	87,806,110	78,713,335	67,276,590	11.55
Net Premium Income	43,843,679	37,764,817	30,122,775	16.10	65,158,157	57,197,186	48,732,164	13.92
Net Earned Premium Income	-	-	-	-	59,834,688	51,552,859	43,236,909	16.06
Claims Incurred (GB)	-	-	-	-	37,653,010	31,285,925	25,564,944	20.35
Benefit Payment (LT)	24,923,711	21,107,411	4,315,357	18.08	-	-	-	-
Commissions	3,688,018	3,508,801	2,332,595	5.11	4,501,213	3,924,374	2,940,620	14.70
Management Expenses	7,858,471	6,538,708	5,165,342	20.18	17,166,670	15,154,732	12,165,777	13.28
Underwriting Profits (GB)	-	-	-	-	513,796	1,187,829	2,565,568	-56.74
Shareholders' Funds	33,710,936	37,205,017	27,847,611	-9.39	59,495,393	58,157,369	46,811,982	2.30
Total Assets	259,263,882	229,678,701	186,126,332	12.88	157,866,932	143,704,236	129,666,530	9.86
Total Liabilities	225,552,948	192,473,686	158,278,721	17.19	98,371,543	85,546,875	82,854,548	14.99
Investments	236,168,778	207,843,719	167,330,119	13.63	105,359,173	97,401,383	76,845,504	8.17
Reinsurers								
Gross Premium Income	1,470,422	968,071	1,011,274	51.89	11,294,992	10,012,701	7,673,731	12.81
Net Premium Income	1,274,060	847,484	898,616	50.33	10,825,123	9,446,862	7,249,346	14.59
Net Earned Premium Income	-	-	-	-	10,175,560	8,617,933	6,782,949	18.07
Claims Incurred (GB)	-	-	-	-	5,551,562	4,725,901	3,361,456	17.47
Benefit Payment (LT)	523,406	204,929	341,359	155.41	-	-	-	0.00
Commissions	422,414	300,682	225,455	40.49	2,925,565	2,609,170	2,041,782	12.13
Management Expenses	182,197	127,492	165,563	42.91	949,543	717,005	667,648	32.43
Underwriting Profits (GB)	-	-	-	-	748,890	565,855	712,062	32.35
Shareholders' Funds	3,928,929	4,102,133	3,278,778	-4.22	21,585,434	18,519,606	15,580,314	16.55
Total Assets	7,888,257	6,994,639	6,053,356	12.78	35,618,643	31,435,376	26,929,560	13.31
Total Liabilities	3,959,328	2,892,507	2,774,578	36.88	14,033,209	12,915,772	11,349,245	8.65
Investments	7,303,044	6,645,773	5,756,716	9.89	27,505,726	24,163,453	21,004,616	13.83

Industry Gross Premium Income

Total industry's premiums were KES 134.98 billion by the end of the third quarter of 2015. This was a 12.8% increase from the KES 119.69 billion reported by the end of the third quarter of 2014. The premium income reported under life insurance business amounted to KES 47.17 billion while that under general business was KES 87.81 billion. The Kenyan insurance industry continues to be dominated by non-life business which accounted for 65.1% of the total premiums by the end of September 2015.

The following chart shows the distribution of gross premium income for the industry:

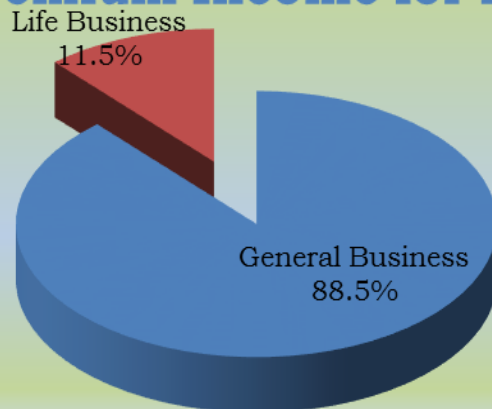
Gross Premium Income for Insurers



Reinsurance companies reported KES 12.77 billion in premium income. This was an increase of 16.3% from KES 10.98 billion reported by the end of 2014's third quarter. The premium income reported under life reinsurance business amounted to KES 1.47 billion while that under general reinsurance business were KES 11.29 billion.

The distribution of gross premium income under reinsurance business is shown in the following chart:

Gross Premium Income for Reinsurers



Claims experience and underwriting expenses

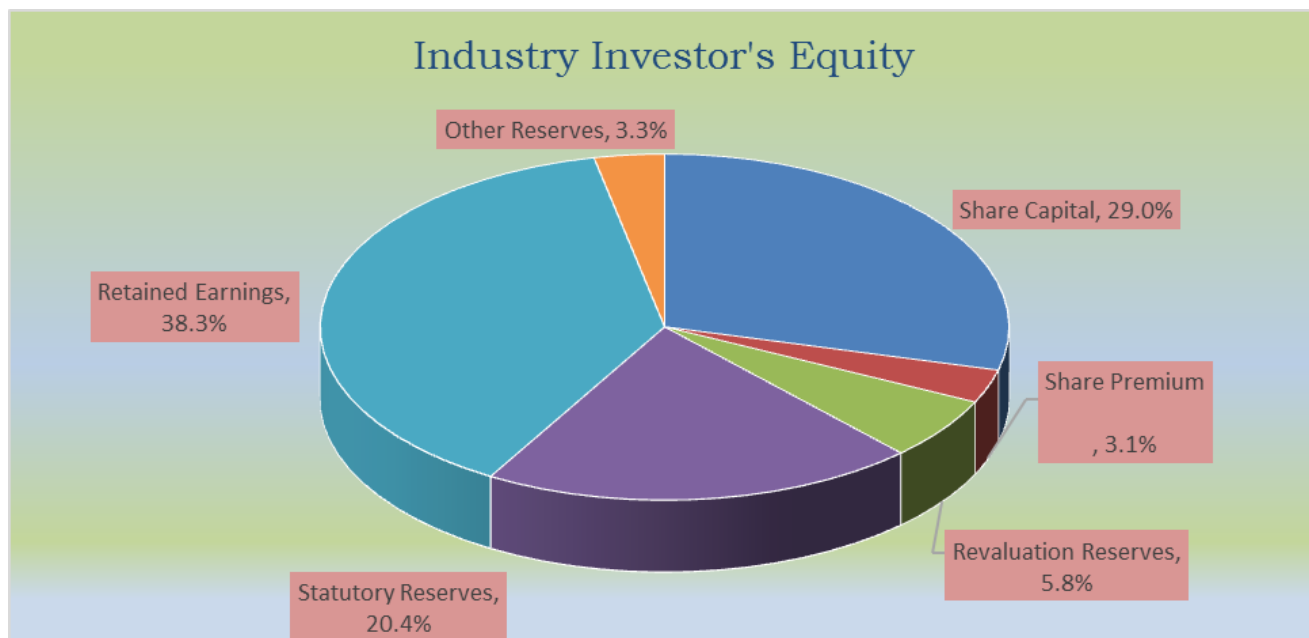
The claims incurred under general insurance business were KES 37.65 billion while those under general reinsurance business were KES 5.55 billion by the end of the period of analysis. Total life benefits paid out by the industry amounted to KES 24.92 billion by the end of third quarter of 2015 which was an 18.1% increase from KES 21.31 billion in the third quarter of 2014.

Underwriting expenses included business acquisition costs (commissions) and expenses of management. The commissions paid by the insurers during the period under analysis amounted to KES 8.19 billion compared to KES 7.43 billion reported at the end of the third quarter of 2014. Management expenses increased by 15.4% to stand at KES 25.03 billion (2014 Q3: KES 21.69 billion). The commissions paid by the reinsurers during the period under review amounted to KES 3.35 billion and the management expenses were KES 1.13 billion.

Shareholders' Funds

Investors' equity funds amounted to KES 118.72 billion at the end of the third quarter of 2015 representing a measly growth of 0.6% from the KES 117.98 billion reported at the end of the third quarter of 2014. Shareholders equity funds invested in the insurance companies were KES 93.21 billion while those invested in reinsurance business were KES 25.51 billion.

The distribution of industry investor's equity is shown in the following chart:



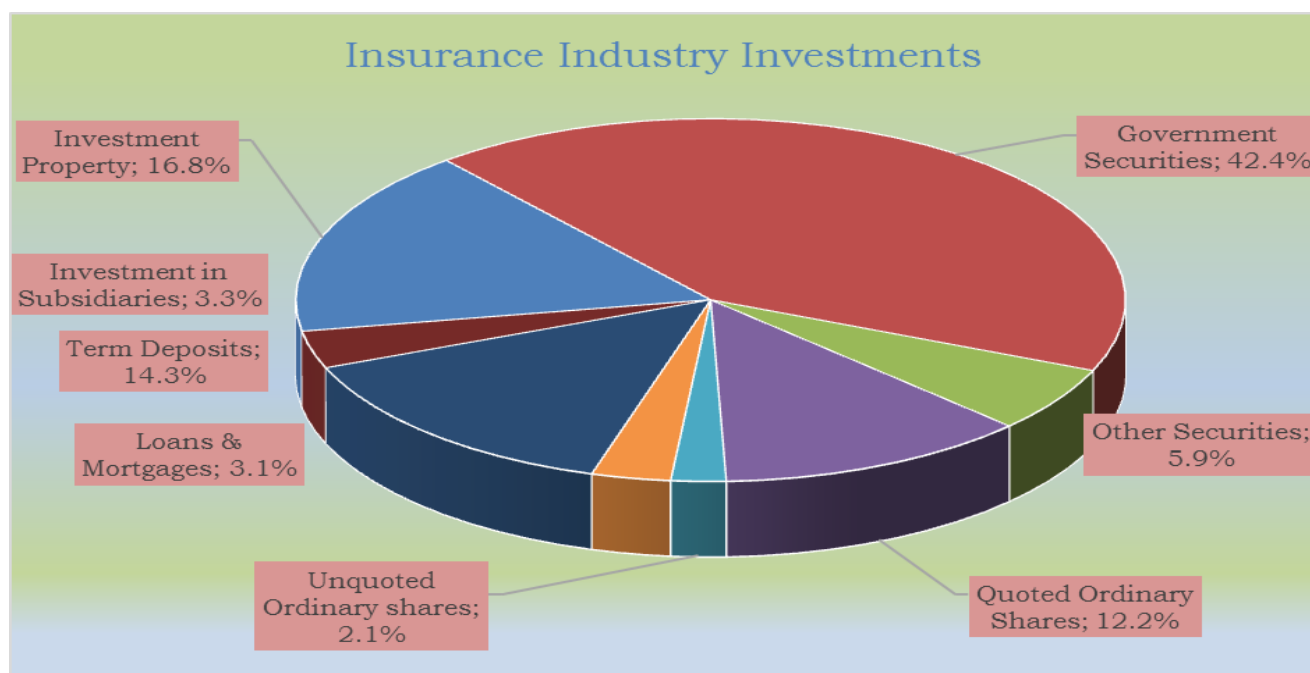
Assets and Liabilities

The insurance industry asset base was KES 460.64 billion as at the end of September 2015. This was a growth of 11.9% from KES 411.81 billion held as at the end of September 2014. Investments formed the largest proportion of assets at KES 376.34 billion (81.7% of total industry assets). The liabilities amounted to KES 341.92 billion during the period under consideration.

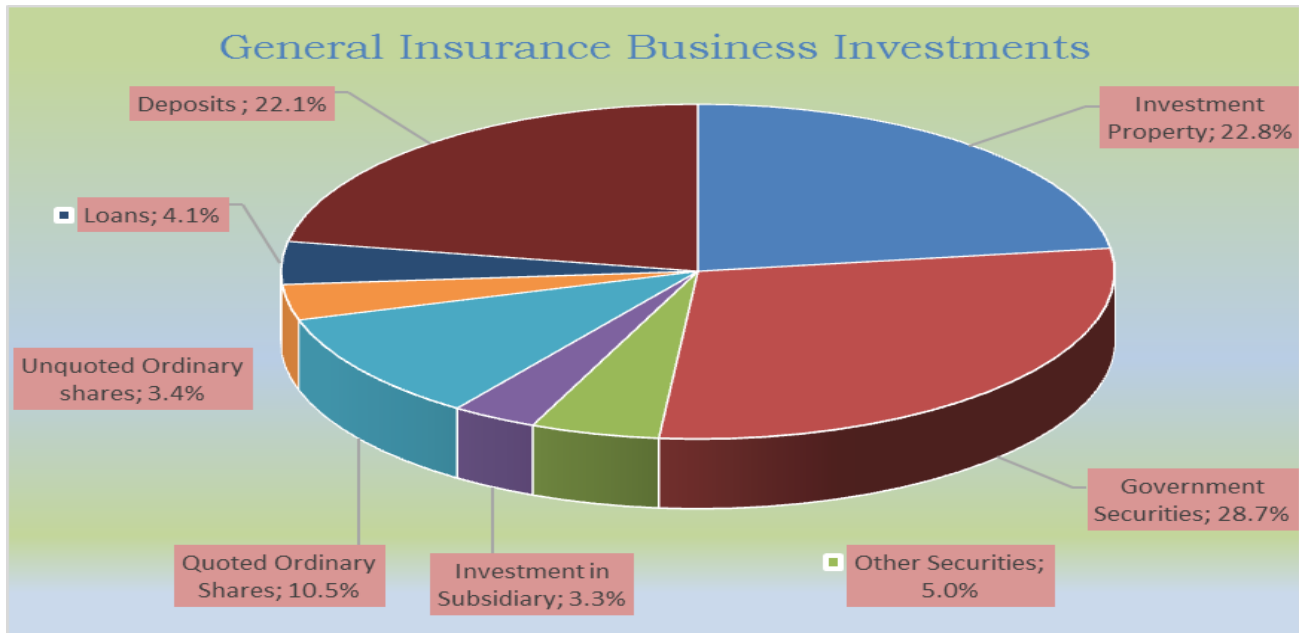
Investments

The total investments for the industry during the third quarter of 2015 amounted to KES 376.34 billion which was 81.7% of the industry's total assets. These had grown by 12.0% (2014 Q3: KES 336.05 billion).

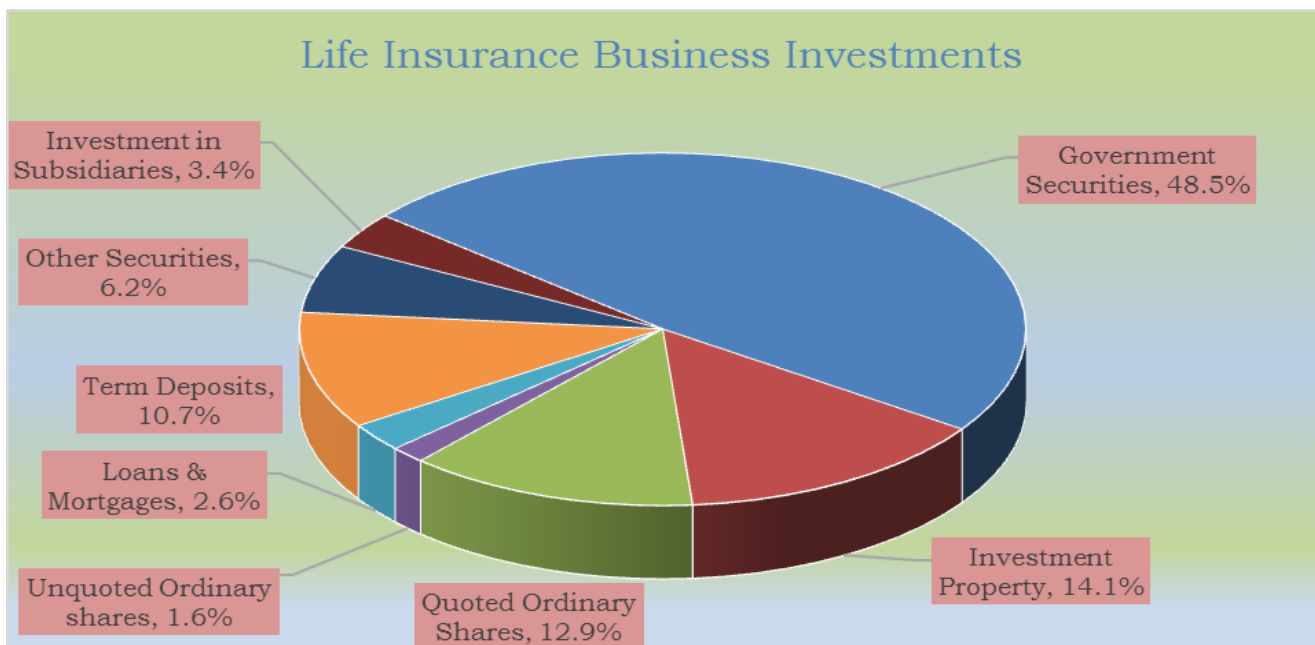
The investment portfolio for the industry is shown in the following chart:



The following chart shows the distribution of the investments held by the general insurance business underwriters:



The following chart displays the distribution of the investments held by the life underwriters:



Key Industry Operating Ratios

The industry key operating ratios for both life and general insurance businesses for the third quarter of 2015 are summarized in the following table:

Indicator	Life Business			General business		
	Sept 2015	Sept 2014	Sept 2013	Sept 2015	Sept 2014	Sept 2013
Insurers (%)						
Retention Ratio	92.9	92.2	93.7	74.2	72.7	72.4
Incurred Claims Ratio (GB)	-	-	-	62.9	60.7	59.1
Commission Ratio	8.4	9.3	7.7	7.5	7.6	6.8
Management Expense Ratio	17.9	17.3	17.1	28.7	29.4	28.1
Combined Ratio	-	-	-	99.1	97.7	94.1
Shareholders' funds to Total Assets	13.0	16.2	15.0	37.7	40.5	36.1
Reinsurers (%)						
Retention Ratio	86.6	87.5	88.9	95.8	94.3	94.5
Incurred Claims Ratio (GB)	-	-	-	54.6	54.8	49.6
Commission Ratio	33.2	35.5	25.1	28.8	30.3	30.1
Management Expense Ratio	14.3	15.0	18.4	9.3	8.3	9.8
Combined Ratio	-	-	-	92.6	93.4	89.5
Shareholders' funds to Total Assets	49.8	58.6	54.2	60.6	58.9	57.9

Definition of Ratios

Retention ratio = $(\text{Net premium} / \text{Gross premium}) * 100$

Incurred claims ratio = $(\text{Incurred claims} / \text{Net earned premium}) * 100$

Commission ratio (general) = $(\text{Commissions} / \text{Net earned premium}) * 100$

Commission ratio (life) = $(\text{Commissions} / \text{Net premium}) * 100$

Management expense ratio (general) = $(\text{Management expense} / \text{Net earned premium}) * 100$

Management expense ratio (life) = $(\text{Management expense} / \text{Net premium}) * 100$

Combined ratio (general) = $(\text{Incurred claims ratio} + \text{Commissions ratio} + \text{Management expense ratio})$

Shareholders' funds to total assets = $(\text{Shareholders' funds} / \text{Total assets}) * 100$

Statistical Appendices

Appendix 1: Summary of profit & loss accounts under long term insurance business for the period ended 30.09.2015

Appendix 2: Summary of profit & loss accounts under general insurance business for the period ended 30.09.2015

Appendix 3: Summary of long term insurance business gross premium income for the period ended 30.09.2015

Appendix 4: Summary of ordinary life business revenue accounts for the period ended 30.09.2015

Appendix 5: Summary of group life business revenue accounts for the period ended 30.09.2015

Appendix 6: Summary of pensions business revenue accounts for the period ended 30.09.2015

Appendix 7: Summary of combined life business revenue accounts for the period ended 30.09.2015

Appendix 8: Summary of gross premium income under general insurance business for the period ended 30.09.2015

Appendix 9: Summary of claims paid under general insurance business for the period ended 30.09.2015

Appendix 10: Summary of claims incurred under general insurance business for the period ended 30.09.2015

Appendix 11: Summary of incurred claims ratios under general insurance business for the period ended 30.09.2015

Appendix 12: Summary of underwriting profits under general insurance business for the period ended 30.09.2015

Appendix 13: Summary of general insurance business revenue accounts for the period ended 30.09.2015

Appendix 14: Summary of long term insurance business balance sheets as at 30.09.2015

Appendix 15: Summary of general insurance business balance sheets as at 30.09.2015

APPENDIX 1: SUMMARY OF PROFIT & LOSS ACCOUNTS UNDER GENERAL INSURANCE BUSINESS FOR THE PERIOD ENDED 30.09.2015

Company	Profit Transferred from Revenue	Investment Income	Other Income	Total Income	Loss Transferred From Revenue	Management Expenses	Total Outgo	Profit / (Loss) Before Taxation	Provision for Taxation	Profit/(Loss) After Taxation	Unappropriated Profit/(Loss) BF	Transfer To Reserves	Other Appropriations	Dividend	Unappropriated Profit / (Loss) CF
INSURERS															
AAR INSURANCE KENYA	210,183	-	-	210,183	-	-	-	210,183	-	210,183	(505,793)	-	-	-	(295,610)
AFRICAN MERCHANT ASSURANCE	368,997	-	-	368,997	-	-	-	368,997	-	368,997	421,637	-	-	-	790,634
AIG INSURANCE COMPANY	150,105	133,990	-	284,096	-	-	-	284,096	85,229	198,867	1,246,847	-	-	-	1,445,714
APA INSURANCE COMPANY	-	523,090	-	523,090	38,290	-	128,602	394,488	92,743	301,745	2,979,216	500,000	-	100,000	2,680,960
BRITAM GENERAL INSURANCE	(61,800)	117,299	2,474	57,973	-	11	154,198	(96,225)	(28,531)	(67,694)	34,915	-	-	-	(32,779)
BRITISH AMERICAN INSURANCE	(395,663)	-	-	(395,663)	-	-	-	(395,663)	42,921	(438,584)	-	-	-	-	(438,584)
CANNON ASSURANCE COMPANY	62,446	98,304	-	160,750	-	-	-	160,750	28,013	132,737	423,150	-	274,154	-	281,734
CIC GENERAL INSURANCE	-	452,602	-	452,602	45,656	-	45,656	406,946	-	406,946	1,905,343	-	-	-	2,312,289
CORPORATE INSURANCE COMPANY	223,782	-	-	223,782	-	-	-	223,782	-	223,782	505,560	-	-	41,625	687,717
DIRECTLINE ASSURANCE COMPANY	-	252,539	950	253,489	89,257	3,631	132,608	120,881	25,759	95,122	408,992	-	-	-	504,114
FIDELITY SHIELD INSURANCE	-	141,414	-	141,414	167,978	2,022	169,999	(28,585)	-	(28,585)	492,459	-	-	-	463,874
FIRST ASSURANCE COMPANY	50,757	184,604	-	235,361	-	-	-	235,361	-	235,361	1,156,101	-	-	51,223	1,340,239
GA INSURANCE COMPANY	502,026	-	-	502,026	-	-	-	502,026	165,669	336,358	890,806	-	-	-	1,227,164
GATEWAY INSURANCE COMPANY	-	-	-	-	202,993	-	202,993	(202,993)	-	(202,993)	159,840	-	-	-	(43,154)
GEMINIA INSURANCE COMPANY	202,327	-	-	202,327	-	-	-	202,327	60,698	141,629	552,169	-	-	-	693,798
HERITAGE INSURANCE COMPANY	85,753	176,554	900	263,207	-	3,183	10,683	252,524	72,057	180,467	1,569,588	-	-	370,000	1,380,055
ICEA LION GENERAL INSURANCE	19,689	352,613	-	372,302	-	116,075	132,876	239,426	76,616	162,810	2,233,774	-	400,000	-	1,996,584
INTRA-AFRICA ASSURANCE	121,782	19,475	8,639	149,896	-	9,224	10,996	138,900	41,670	97,230	137,608	-	-	-	234,838
INVESCO ASSURANCE COMPANY	-	23,857	923	24,779	27,122	-	46,322	(21,543)	(6,463)	(15,080)	(1,307,019)	-	-	-	(1,322,098)
JUBILEE INSURANCE COMPANY	795,675	-	-	795,675	-	-	-	795,675	252,258	543,417	2,635,029	(45,864)	-	-	3,224,311
KENINDIA ASSURANCE COMPANY	52,651	-	1,253	53,904	-	11,430	30,964	22,940	6,882	16,058	696,671	-	-	-	712,729
KENYA ORIENT INSURANCE	43,378	19,015	29,615	92,009	-	76,693	76,693	15,315	-	15,315	71,569	-	-	-	86,884
MADISON INSURANCE COMPANY	190,048	-	-	190,048	-	-	-	190,048	-	190,048	415,557	-	-	-	605,605
MAYFAIR INSURANCE COMPANY	141,240	107,553	17,595	266,388	-	320	24,116	242,272	84,795	157,477	513,214	-	175,000	-	495,691
OCCIDENTAL INSURANCE	96,664	121,756	1,236	219,656	-	26,680	27,728	191,929	57,579	134,350	487,724	-	346,500	-	275,574
PACIS INSURANCE COMPANY	-	59,766	-	59,766	37,231	2,386	50,037	9,729	2,919	6,810	381,842	-	-	-	388,652
PHOENIX OF EAST AFRICA	-	100,820	1,225	102,045	54,878	25,849	80,727	21,318	-	21,318	1,122,191	-	-	-	1,143,509
RESOLUTION INSURANCE COMPANY	-	-	-	-	59,126	-	59,126	(59,126)	-	(59,126)	(54,908)	-	-	-	(114,034)
SAHAM INSURANCE COMPANY	4,523	-	-	4,523	-	-	-	4,523	1,357	3,166	140,201	-	-	-	143,367
TAKAFUL INSURANCE OF AFRICA	91,646	-	-	91,646	-	-	-	91,646	-	91,646	(145,398)	-	-	-	(53,752)
TAUSI ASSURANCE COMPANY	-	87,451	-	87,451	20,553	-	24,176	63,275	18,983	44,293	262,268	97,756	-	49,781	159,024
THE KENYAN ALLIANCE INSURANCE	121,517	-	-	121,517	-	-	-	121,517	36,454	85,063	1,047,171	-	-	46,838	1,085,397
THE MONARCH INSURANCE	89,265	15,997	-	105,261	-	5,104	15,053	90,208	-	90,208	53,074	-	-	-	143,282
TRIDENT INSURANCE COMPANY	153,919	74,627	18,494	247,040	-	35,003	43,901	203,140	-	203,140	1,341,741	-	-	-	1,544,880
UAP INSURANCE COMPANY	-	652,268	-	652,268	120,774	338,871	1,023,042	(370,774)	-	(370,774)	5,000,603	-	-	-	4,629,829
XPLICO INSURANCE COMPANY	142,853	13,543	1,111	157,507	-	-	-	157,507	47,252	110,255	55,615	-	-	-	165,870
TOTAL	3,463,763	3,729,137	84,415	7,277,315	863,858	656,482	2,490,496	4,786,820	1,164,860	3,621,962	27,329,357	551,892	1,195,654	659,467	28,544,307
REINSURERS															
CONTINENTAL REINSURANCE	132,313	23,301	41,869	197,482	-	22,798	37,836	159,647	47,894	111,753	91,474	(47,357)	-	80,000	170,583
EAST AFRICA REINSURANCE	347,828	-	15,126	362,953	-	-	20,514	342,440	102,732	239,708	1,141,326	(30,413)	300,000	60,000	1,051,447
KENYA REINSURANCE	2,595,015	-	20,215	2,615,231	-	-	-	2,615,231	784,569	1,830,661	13,441,918	-	-	-	15,272,579
TOTAL	3,075,156	23,301	77,210	3,175,666	-	22,798	58,350	3,117,318	935,195	2,182,122	14,674,718	(77,770)	300,000	140,000	16,494,609
GRAND TOTAL	6,538,919	3,752,438	161,625	10,452,981	863,858	679,280	2,548,846	7,904,138	2,100,055	5,804,084	42,004,075	474,122	1,495,654	799,467	45,038,916

Amounts in Thousand Shillings

APPENDIX 2: SUMMARY OF PROFIT & LOSS ACCOUNTS UNDER LONG TERM INSURANCE BUSINESS FOR THE PERIOD ENDED 30.09.2015

Company	Profit Transferred from Revenue	Investment Income	Other Income	Total Income	Loss Transferred From Revenue	Management Expenses	Total Outgo	Profit / (Loss) Before Taxation	Provision for Taxation	Profit/(Loss) After Taxation	Unappropriated Profit/(Loss) BF	Transfer To Reserves	Other Appropriations	Dividend	Unappropriated Profit / (Loss) CF
INSURERS															
APA LIFE ASSURANCE COMPANY	-	13,185	(17,293)	(4,107)	-	906	5,249	(9,357)	2,381	(11,737)	-	-	-	-	(11,737)
BARCLAYS LIFE	-	21,123	-	21,123	-	-	-	21,123	-	21,123	-	-	-	-	21,123
BRITISH AMERICAN INSURANCE	71,097	(91,173)	-	(20,077)	-	-	-	(20,077)	(5,970)	(14,106)	-	-	-	-	(14,106)
CANNON ASSURANCE COMPANY	-	-	-	-	-	-	-	-	3,948	(3,948)	455,826	-	-	-	451,878
CAPEX LIFE ASSURANCE COMPANY	-	-	(3,585)	(3,585)	-	-	-	(3,585)	-	(3,585)	42,683	-	-	-	39,098
CIC LIFE ASSURANCE COMPANY	129,520	-	-	129,520	-	-	-	129,520	-	129,520	970,672	-	-	-	1,100,192
CORPORATE INSURANCE	-	-	101,529	101,529	-	-	-	101,529	-	101,529	58,650	-	-	-	160,179
FIRST ASSURANCE COMPANY	-	-	-	-	-	-	-	-	9,159	(9,159)	-	(9,159)	-	-	-
GA LIFE ASSURANCE COMPANY	-	15,027	-	15,027	-	8,298	8,298	6,729	2,019	4,710	-	-	-	-	4,710
GEMINIA INSURANCE COMPANY	-	-	-	-	-	-	-	-	-	-	-	-	-	-	-
ICEA LION LIFE ASSURANCE	184,800	104,610	-	289,410	-	73	73	289,337	25,785	263,553	-	-	-	200,000	63,553
JUBILEE INSURANCE COMPANY	-	-	-	-	-	-	-	-	-	-	-	-	-	-	-
KENINDIA ASSURANCE COMPANY	-	-	-	-	-	-	-	-	-	-	-	-	-	-	-
KENYA ORIENT LIFE ASSURANCE	32,747	-	-	32,747	-	-	-	32,747	-	32,747	(56,066)	-	-	-	(23,319)
LIBERTY LIFE ASSURANCE	283,220	-	-	283,220	-	-	-	283,220	19,632	263,588	(344,662)	-	-	-	(81,074)
MADISON INSURANCE COMPANY	-	-	-	-	-	-	-	-	-	-	62,000	-	-	-	62,000
METROPOLITAN INSURANCE	-	-	-	-	115,858	-	115,858	(115,858)	-	(115,858)	(757,230)	-	-	-	(873,088)
OLD MUTUAL LIFE ASSURANCE	-	124,647	-	124,647	140,343	5,587	145,931	(21,283)	-	(21,283)	(1,226,722)	-	-	-	(1,248,005)
PAN AFRICA INSURANCE	180,739	-	-	180,739	-	-	-	180,739	-	180,739	(602,290)	-	268,419	-	(689,970)
PIONEER ASSURANCE COMPANY	197,333	-	-	197,333	-	-	-	197,333	59,200	138,133	183,772	-	-	-	321,905
PRUDENTIAL LIFE ASSURANCE	-	-	-	-	52,035	-	52,035	(52,035)	4,174	(56,208)	(151,272)	(9,544)	-	-	(197,937)
SAHAM ASSURANCE	-	-	-	-	-	-	-	-	-	-	2,533	-	-	-	2,533
TAKAFUL INSURANCE OF AFRICA	-	-	-	-	-	-	-	-	-	-	-	-	-	-	-
THE KENYAN ALLIANCE	-	-	-	-	-	-	-	-	-	-	39,609	-	-	-	39,609
THE MONARCH INSURANCE	-	-	-	-	27,238	-	27,238	(27,238)	-	(27,238)	50,334	-	-	-	23,096
UAP LIFE ASSURANCE COMPANY	-	-	-	-	-	-	-	-	-	-	(320,242)	(320,242)	-	-	-
TOTAL	1,079,456	187,419	80,651	1,347,526	335,474	14,864	354,682	992,844	120,328	872,520	(1,592,405)	(338,945)	268,419	200,000	(849,360)
REINSURERS															
CONTINENTAL REINSURANCE	2,727	16,029	3,242	21,998	-	1,364	1,364	20,634	6,190	14,444	85,792	100,236	-	-	-
EAST AFRICA REINSURANCE	29,040	-	-	29,040	-	-	-	29,040	-	29,040	-	-	-	-	29,040
KENYA REINSURANCE	423,705	-	-	423,705	-	-	-	423,705	109,435	314,270	2,576,743	-	-	-	2,891,013
TOTAL	455,472	16,029	3,242	474,743	-	1,364	1,364	473,379	115,625	357,754	2,662,535	100,236	-	-	2,920,053
GRAND TOTAL	1,534,928	203,448	83,893	1,822,269	335,474	16,228	356,046	1,466,223	235,953	1,230,274	1,070,130	(238,709)	268,419	200,000	2,070,693

Amounts in Thousand Shillings

APPENDIX 3: SUMMARY OF LONG TERM INSURANCE BUSINESS GROSS PREMIUM INCOME FOR THE PERIOD ENDED 30.09.2015											
Company	Life Assurances	Annuities	Personal Pensions	Group Life	Group Credit	Permanent Health	Unit Linked & Linked Investments	Non-linked Investments	Deposit Administration	Total	Market Share (%)
INSURERS											
APA LIFE ASSURANCE COMPANY	29,152	64,853	15,052	363,282	55,221	-	-	-	309,495	837,054	1.77
BARCLAYS LIFE	5,351	-	-	23,076	280,422	-	-	-	-	308,850	
BRITISH AMERICAN INSURANCE	4,857,236	451,079	-	399,662	934,526	-	-	-	2,635,231	9,277,735	19.67
CANNON ASSURANCE COMPANY	77,124	-	-	19,125	11,641	-	-	-	-	107,889	0.23
CAPEX LIFE ASSURANCE COMPANY	13,028	-	-	16,675	-	-	-	-	-	29,702	0.06
CIC LIFE ASSURANCE COMPANY	517,342	133,935	-	552,967	1,558,952	-	-	-	688,923	3,452,119	7.32
CORPORATE INSURANCE COMPANY	214,874	-	-	-	-	-	-	-	-	214,874	0.46
FIRST ASSURANCE COMPANY	-	-	-	62,324	9,477	-	-	-	-	71,801	0.15
GA LIFE ASSURANCE COMPANY	-	-	-	19,497	2,618	-	-	-	544,899	567,013	1.20
GEMINIA INSURANCE COMPANY	19,822	-	-	51,367	-	-	-	-	-	71,190	0.15
ICEA LION LIFE ASSURANCE	1,322,152	605,628	1,198,706	428,514	292,686	-	46,236	-	2,290,191	6,184,114	13.11
JUBILEE INSURANCE COMPANY	1,465,941	229,223	910,934	700,756	-	-	-	-	3,329,791	6,636,646	14.07
KENINDIA ASSURANCE COMPANY	761,922	-	-	36,878	-	-	-	-	1,563,812	2,362,612	5.01
KENYA ORIENT LIFE ASSURANCE	18,202	-	-	19,036	347,107	-	-	-	-	384,345	0.81
LIBERTY LIFE ASSURANCE COMPANY	314,386	72,944	-	542,872	-	-	1,299,100	-	1,192,386	3,421,687	7.25
MADISON INSURANCE COMPANY	632,947	688,028	65,128	85,340	60,743	-	36,483	-	60,383	1,629,052	3.45
METROPOLITAN INSURANCE	29,313	-	-	277,164	7,349	-	-	-	-	313,825	0.67
OLD MUTUAL LIFE ASSURANCE	334,755	-	-	248,371	-	-	834,278	-	-	1,417,404	3.00
PAN AFRICA INSURANCE COMPANY	1,001,126	754,540	-	900,666	-	525,791	387,506	-	178,072	3,747,702	7.94
PIONEER ASSURANCE COMPANY	435,615	-	-	3,152,951	-	-	105,283	-	53,401	3,747,250	7.94
PRUDENTIAL LIFE ASSURANCE	93,733	-	1	757	-	-	-	-	-	94,492	0.20
SAHAM ASSURANCE	31,562	-	-	108,239	16	-	-	-	102,408	242,225	0.51
TAKAFUL INSURANCE OF AFRICA	-	-	-	-	-	-	-	-	-	-	-
THE KENYAN ALLIANCE INSURANCE	4,414	144,733	36,582	112,828	453	-	-	877	133,811	433,698	0.92
THE MONARCH INSURANCE	6,378	-	-	7,013	-	-	-	-	-	13,391	0.03
UAP LIFE ASSURANCE COMPANY	265,117	6,578	-	704,716	-	-	79,872	-	548,803	1,605,086	3.40
TOTAL	12,451,492	3,151,541	2,226,403	8,834,076	3,561,211	525,791	2,788,758	877	13,631,606	47,171,756	100.00
REINSURERS											
CONTINENTAL REINSURANCE	1,928	-	-	49,408	-	-	-	-	-	51,336	3.49
EAST AFRICAN REINSURANCE	21,330	-	-	552,913	-	-	-	-	-	574,243	39.05
KENYA REINSURANCE CORPORATION	84,692	-	-	760,151	-	-	-	-	-	844,843	57.46
TOTAL	107,950	-	-	1,362,472	-	-	-	-	-	1,470,422	100.00

Amounts in Thousand Shillings

APPENDIX 4: SUMMARY OF ORDINARY LIFE BUSINESS REVENUE ACCOUNTS FOR THE PERIOD ENDED 30.09.2015

Company	Life Fund BF	Gross Premium	Net Premium	Other (Fee) Income	Total Benefits	Claims	Surrenders	Bonuses Paid	Annuities Paid	Net Commissions	Expense of Management	Investment Income	Investment Expenses	Transfer To (From) P & L	Life Fund CF
INSURERS															
APA LIFE ASSURANCE COMPANY	251,813	94,005	93,630	-	69,513	69,513	-	-	-	10,863	60,861	52,612	2,909	-	253,908
BARCLAYS LIFE	-	5,351	5,351	-	-	-	-	-	-	-	-	-	-	206,647	(201,296)
BRITISH AMERICAN INSURANCE	18,396,025	5,308,315	5,263,080	-	2,333,035	457,607	947,988	927,440	-	1,131,915	1,252,398	372,665	27,888	(514,168)	19,800,703
CANNON ASSURANCE COMPANY	931,789	77,124	75,943	-	49,986	35,373	14,613	-	-	6,284	62,251	44,558	-	-	933,769
CAPEX LIFE ASSURANCE COMPANY	82,521	13,028	13,028	-	2,085	2,085	-	-	-	325	30,498	3,168	-	-	65,809
CIC LIFE ASSURANCE COMPANY	72,654	651,277	646,922	-	553,519	553,519	-	-	-	81,093	69,679	88,375	-	-	103,659
CORPORATE INSURANCE COMPANY	465,387	214,874	213,483	-	96,597	96,597	-	-	-	57,653	30,230	72,526	-	-	566,916
FIRST ASSURANCE COMPANY	-	-	-	-	-	-	-	-	-	-	-	-	-	-	-
GA LIFE ASSURANCE COMPANY	-	-	-	-	-	-	-	-	-	-	-	-	-	-	-
GEMINIA INSURANCE COMPANY	274,649	19,822	19,610	-	5,397	5,143	174	80	-	3,126	1,817	10,930	-	-	294,850
ICEA LION LIFE ASSURANCE	10,827,603	1,974,016	1,931,524	-	870,440	481,544	-	-	388,896	281,570	324,002	636,764	-	152,431	11,767,446
JUBILEE INSURANCE COMPANY	10,452,665	1,695,164	1,692,138	-	926,705	827,536	99,169	-	-	519,266	357,458	740,177	6,705	-	11,074,845
KENINDIA ASSURANCE COMPANY	4,088,098	761,922	759,745	-	310,370	310,370	-	-	-	71,000	125,950	367,708	-	-	4,708,231
KENYA ORIENT LIFE ASSURANCE	86	18,202	17,764	-	-	-	-	-	-	7,056	7,856	1,041	-	-	3,979
LIBERTY LIFE ASSURANCE COMPANY	8,882,041	1,686,430	1,682,104	-	682,907	682,907	-	-	-	162,240	599,135	405,759	-	-	9,525,622
MADISON INSURANCE COMPANY	2,876,242	1,357,458	1,357,458	-	334,929	334,929	-	-	-	87,906	226,615	65,481	-	-	3,649,730
METROPOLITAN INSURANCE	229,273	29,313	29,140	-	12,227	42	12,185	-	-	1,398	37,059	5,362	-	(47,233)	260,322
OLD MUTUAL LIFE ASSURANCE	10,430,767	1,169,033	1,127,571	290,474	1,494,529	450,501	1,042,724	-	1,304	144,434	673,549	(287,838)	66,875	(175,054)	9,356,642
PAN AFRICA INSURANCE COMPANY	7,003,237	2,668,963	2,426,920	-	1,256,055	1,245,885	10,170	-	-	303,882	333,954	768,580	13,212	-	7,986,793
PIONEER ASSURANCE COMPANY	383,861	540,898	540,895	-	170,283	170,283	-	-	-	99,372	107,755	-	-	-	547,345
PRUDENTIAL LIFE ASSURANCE	(115,222)	93,733	93,733	-	70,724	70,724	-	-	-	19,593	169,898	114,177	-	-	(167,526)
SAHAM ASSURANCE	177,400	31,562	30,240	-	24,526	24,526	-	-	-	5,730	24,425	16,130	-	-	169,088
TAKAFUL INSURANCE OF AFRICA	-	-	-	-	-	-	-	-	-	-	-	-	-	-	-
THE KENYAN ALLIANCE INSURANCE	(5,236)	150,024	150,024	-	2,064	2,041	23	-	-	1,006	5,409	9,911	-	-	146,219
THE MONARCH INSURANCE	12,243	6,378	6,340	-	-	-	-	-	-	823	15,502	197	-	-	2,456
UAP LIFE ASSURANCE COMPANY	2,992,001	351,567	351,567	-	293,810	-	180,760	-	113,050	34,502	272,638	17,023	(7,421)	-	2,767,063
TOTAL	78,709,897	18,918,459	18,528,210	290,474	9,559,701	5,821,125	2,307,806	927,520	503,250	3,031,037	4,788,939	3,505,306	110,168	(377,377)	83,616,573
REINSURERS															
CONTINENTAL REINSURANCE	1,017	1,928	1,639	3,242	1,668	1,668	-	-	-	595	188	641	22	825	3,240
EAST AFRICAN REINSURANCE	12,982	21,330	11,607	-	8,030	8,030	-	-	-	1,740	1,577	2,887	2,154	1,162	12,813
KENYA REINSURANCE CORPORATION	1,144,354	84,692	77,780	-	29,210	29,210	-	-	-	29,249	13,804	37,097	-	-	1,186,967
TOTAL	1,158,353	107,950	91,026	3,242	38,908	38,908	-	-	-	31,584	15,569	40,625	2,176	1,987	1,203,020

Amounts in Thousand Shillings

APPENDIX 5: SUMMARY OF GROUP LIFE BUSINESS REVENUE ACCOUNTS FOR THE PERIOD ENDED 30.09.2015

Company	Life Fund BF	Gross Premium	Net Premium	Other (Fee) Income	Total Benefits	Claims	Surrenders	Bonuses Paid	Annuities Paid	Net Commissions	Expense of Management	Investment Income	Investment Expenses	Transfer To (From) P & L	Life Fund CF
INSURERS															
APA LIFE ASSURANCE COMPANY	489,652	418,503	160,817	-	102,792	102,792	-	-	-	(420)	67,141	10,709	941	-	490,725
BARCLAYS LIFE	-	303,498	285,203	-	25,261	25,261	-	-	-	91,103	80,575	-	-	-	88,264
BRITISH AMERICAN INSURANCE	2,304,487	1,334,188	1,171,323	-	386,197	386,197	-	-	-	68,736	174,813	(55,116)	9,974	456,522	2,324,449
CANNON ASSURANCE COMPANY	95,454	30,766	16,604	-	9,750	9,750	-	-	-	1,230	2,820	1,578	-	-	99,836
CAPEX LIFE ASSURANCE COMPANY	-	16,675	16,675	-	-	-	-	-	-	-	-	-	-	-	16,675
CIC LIFE ASSURANCE COMPANY	179,002	2,111,919	1,522,149	-	1,115,840	1,115,840	-	-	-	(51,284)	765,193	406,899	-	-	278,300
CORPORATE INSURANCE COMPANY	9,971	-	-	-	-	-	-	-	-	-	-	-	-	-	9,971
FIRST ASSURANCE COMPANY	280,342	71,801	15,472	-	24,229	24,229	-	-	-	(17,635)	6,049	21,494	-	-	304,667
GA LIFE ASSURANCE COMPANY	1,636	22,115	831	-	-	-	-	-	-	(5,064)	6,305	2,051	-	-	3,277
GEMINIA INSURANCE COMPANY	78,591	51,367	42,621	-	24,230	24,230	-	-	-	2,523	4,708	28,317	-	-	118,068
ICEA LION LIFE ASSURANCE	372,323	721,200	500,103	-	199,387	199,387	-	-	-	(16,670)	99,320	39,400	-	5,969	623,821
JUBILEE INSURANCE COMPANY	361,542	700,756	412,764	-	349,447	349,447	-	-	-	94,658	103,358	64,633	558	-	290,918
KENINDIA ASSURANCE COMPANY	94,779	36,878	22,435	-	9,218	9,218	-	-	-	6,926	1,293	9,583	-	-	109,360
KENYA ORIENT LIFE ASSURANCE	101,480	366,143	328,089	-	13,055	13,055	-	-	-	19,891	158,018	20,936	-	-	259,542
LIBERTY LIFE ASSURANCE COMPANY	355,298	542,872	347,727	-	249,232	249,232	-	-	-	9,435	36,879	34,019	-	-	441,498
MADISON INSURANCE COMPANY	68,642	146,083	109,391	-	26,331	26,331	-	-	-	7,816	83,201	1,671	-	-	62,358
METROPOLITAN INSURANCE	295,062	284,513	151,641	-	62,053	62,053	-	-	-	27,288	55,588	8,165	-	(69,933)	379,870
OLD MUTUAL LIFE ASSURANCE	118,626	248,371	112,522	-	56,537	56,537	-	-	-	20,131	65,591	57,382	1,790	36,108	108,374
PAN AFRICA INSURANCE COMPANY	8,069,684	900,666	900,666	-	1,084,545	977,424	107,121	-	-	188,815	198,767	(201,525)	29,832	-	7,266,867
PIONEER ASSURANCE COMPANY	798,827	3,152,951	2,808,432	7,419	1,262,256	1,262,256	-	-	-	63,100	107,755	-	-	197,333	1,984,234
PRUDENTIAL LIFE ASSURANCE	(7,147)	757	757	-	-	-	-	-	-	-	1,422	933	-	-	(6,879)
SAHAM ASSURANCE	3,031	108,255	25,895	-	200	200	-	-	-	(10,066)	4,441	3,622	-	-	37,974
TAKAFUL INSURANCE OF AFRICA	-	-	-	-	-	-	-	-	-	-	-	-	-	-	-
THE KENYAN ALLIANCE INSURANCE	30,527	113,281	12,109	-	9,312	9,312	-	-	-	(16,101)	14,604	107	-	-	34,927
THE MONARCH INSURANCE	26,632	7,013	325	-	1,950	1,950	-	-	-	1,412	17,046	3,198	-	-	9,748
UAP LIFE ASSURANCE COMPANY	1,301,390	704,716	492,909	-	229,986	229,986	-	-	-	(3,412)	175,617	4,868	-	-	1,396,977
TOTAL	15,429,831	12,395,287	9,457,460	7,419	5,241,808	5,134,687	107,121	-	-	482,412	2,230,504	462,924	43,095	625,999	16,733,821
REINSURERS															
CONTINENTAL REINSURANCE	84,775	49,408	41,997	-	22,920	22,920	-	-	-	11,799	4,544	15,388	535	19,809	82,552
EAST AFRICAN REINSURANCE	246,649	552,913	439,915	-	195,155	195,155	-	-	-	115,786	37,845	69,283	51,689	27,879	327,494
KENYA REINSURANCE CORPORATION	4,671,573	760,151	701,122	-	266,423	266,423	-	-	-	263,245	124,239	333,877	-	-	5,052,665
TOTAL	5,002,997	1,362,472	1,183,034	-	484,498	484,498	-	-	-	390,830	166,628	418,548	52,224	47,688	5,462,711

Amounts in Thousand Shillings

APPENDIX 6: SUMMARY OF PENSIONS BUSINESS REVENUE ACCOUNTS FOR THE PERIOD ENDED 30.09.2015

Company	Life Fund BF	Gross Premium	Net Premium	Other (Fee) Income	Total Benefits	Claims	Surrenders	Bonuses Paid	Annuities Paid	Net Commissions	Expense of Management	Investment Income	Investment Expenses	Transfer To (From) P & L	Life Fund CF
INSURERS															
APA LIFE ASSURANCE COMPANY	1,987,111	324,547	324,547	-	191,411	191,411	-	-	-	1,079	11,636	15,177	7,215	-	2,115,494
BARCLAYS LIFE	-	-	-	-	-	-	-	-	-	-	-	-	-	-	-
BRITISH AMERICAN INSURANCE	11,832,640	2,635,231	2,635,231	-	899,760	899,760	-	-	-	36,855	74,047	723,092	44,832	128,742	14,006,725
CANNON ASSURANCE COMPANY	5,514	-	-	-	2,899	2,899	-	-	-	-	-	-	-	-	2,616
CAPEX LIFE ASSURANCE COMPANY	-	-	-	-	-	-	-	-	-	-	-	-	-	-	-
CIC LIFE ASSURANCE COMPANY	(11,837)	688,923	688,923	-	26,993	26,993	-	-	-	900	7,658	7,775	-	-	649,309
CORPORATE INSURANCE COMPANY	5,968	-	-	-	-	-	-	-	-	-	-	-	-	-	5,968
FIRST ASSURANCE COMPANY	-	-	-	-	-	-	-	-	-	-	-	-	-	-	-
GA LIFE ASSURANCE COMPANY	1,553,876	544,899	544,899	-	114,136	114,136	-	-	-	453	5,475	89,324	-	-	2,068,035
GEMINIA INSURANCE COMPANY	-	-	-	-	-	-	-	-	-	-	-	-	-	-	-
ICEA LION LIFE ASSURANCE	29,917,466	3,488,897	3,488,897	-	2,306,890	-	2,306,890	-	-	40,471	156,736	1,501,470	-	98,560	32,305,177
JUBILEE INSURANCE COMPANY	26,349,457	4,240,725	4,240,725	-	2,550,499	680,544	1,869,955	-	-	30,761	92,083	1,298,569	19,747	-	29,195,660
KENINDIA ASSURANCE COMPANY	13,963,555	1,563,812	1,563,812	-	1,057,987	1,057,987	-	-	-	15,682	50,435	1,411,902	-	-	15,815,165
KENYA ORIENT LIFE ASSURANCE	-	-	-	-	-	-	-	-	-	-	-	-	-	-	-
LIBERTY LIFE ASSURANCE COMPANY	11,837,601	1,192,386	1,192,386	-	1,795,623	1,795,623	-	-	-	17,156	304,251	403,966	-	-	11,316,923
MADISON INSURANCE COMPANY	2,640,699	125,511	125,511	-	347,776	347,776	-	-	-	27,570	68,266	61,824	-	-	2,384,423
METROPOLITAN INSURANCE	-	-	-	-	-	-	-	-	-	-	-	-	-	-	-
OLD MUTUAL LIFE ASSURANCE	10,904	-	-	-	-	-	-	-	-	-	-	(607)	93	(1,397)	11,601
PAN AFRICA INSURANCE COMPANY	1,355,920	178,072	178,072	-	128,425	128,425	-	-	-	-	15,848	(27,699)	7,519	-	1,354,500
PIONEER ASSURANCE COMPANY	15,571	53,401	53,401	-	-	-	-	-	-	-	-	-	-	-	68,972
PRUDENTIAL LIFE ASSURANCE	-	1	1	-	-	-	-	-	-	-	-	-	-	-	1
SAHAM ASSURANCE	669,705	102,408	102,408	-	106,003	106,003	-	-	-	-	15,543	69,582	-	-	720,149
TAKAFUL INSURANCE OF AFRICA	-	-	-	-	-	-	-	-	-	-	-	-	-	-	-
THE KENYAN ALLIANCE INSURANCE	856,027	170,393	170,393	-	118,941	118,941	-	-	-	3,642	35,930	92,480	-	-	960,387
THE MONARCH INSURANCE	11,459	-	-	-	-	-	-	-	-	-	1,120	553	-	-	10,892
UAP LIFE ASSURANCE COMPANY	3,540,924	548,803	548,803	-	474,859	-	474,859	-	-	-	-	130,152	7,421	-	3,737,600
TOTAL	106,542,560	15,858,009	15,858,009	-	10,122,202	5,470,498	4,651,704	-	-	174,569	839,028	5,777,560	86,827	225,905	116,729,597
REINSURERS															
CONTINENTAL REINSURANCE	-	-	-	-	-	-	-	-	-	-	-	-	-	-	-
EAST AFRICAN REINSURANCE	-	-	-	-	-	-	-	-	-	-	-	-	-	-	-
KENYA REINSURANCE CORPORATION	-	-	-	-	-	-	-	-	-	-	-	-	-	-	-
TOTAL	-	-	-	-	-	-	-	-	-	-	-	-	-	-	-

Amounts in Thousand Shillings

APPENDIX 7: SUMMARY OF COMBINED LIFE BUSINESS REVENUE ACCOUNTS FOR THE PERIOD ENDED 30.09.2015

Company	Life Fund BF	Gross Premium	Net Premium	Other (Fee) Income	Total Benefits	Claims	Surrenders	Bonuses Paid	Annuities Paid	Net Commissions	Expense of Management	Investment Income	Investment Expenses	Transfer To (From) P & L	Life Fund CF
INSURERS															
APA LIFE ASSURANCE COMPANY	2,728,576	837,055	578,994	-	363,716	363,716	-	-	-	11,522	139,638	78,498	11,065	-	2,860,127
BARCLAYS LIFE	-	308,849	290,554	-	25,261	25,261	-	-	-	91,103	80,575	-	-	206,647	(113,032)
BRITISH AMERICAN INSURANCE	32,533,152	9,277,734	9,069,634	-	3,618,992	1,743,564	947,988	927,440	-	1,237,506	1,501,258	1,040,641	82,694	71,096	36,131,877
CANNON ASSURANCE COMPANY	1,032,757	107,890	92,547	-	62,635	48,022	14,613	-	-	7,514	65,071	46,136	-	-	1,036,221
CAPEX LIFE ASSURANCE	82,521	29,703	29,703	-	2,085	2,085	-	-	-	325	30,498	3,168	-	-	82,484
CIC LIFE ASSURANCE COMPANY	239,819	3,452,119	2,857,994	-	1,696,352	1,696,352	-	-	-	30,709	842,530	503,049	-	-	1,031,268
CORPORATE INSURANCE	481,326	214,874	213,483	-	96,597	96,597	-	-	-	57,653	30,230	72,526	-	-	582,855
FIRST ASSURANCE COMPANY	280,342	71,801	15,472	-	24,229	24,229	-	-	-	(17,635)	6,049	21,494	-	-	304,667
GA LIFE ASSURANCE COMPANY	1,555,512	567,014	545,730	-	114,136	114,136	-	-	-	(4,611)	11,780	91,375	-	-	2,071,312
GEMINIA INSURANCE COMPANY	353,240	71,189	62,231	-	29,627	29,373	174	80	-	5,649	6,525	39,247	-	-	412,918
ICEA LION LIFE ASSURANCE	41,117,392	6,184,113	5,920,524	-	3,376,717	680,931	2,306,890	-	388,896	305,371	580,058	2,177,634	-	256,960	44,696,444
JUBILEE INSURANCE COMPANY	37,163,664	6,636,645	6,345,627	-	3,826,651	1,857,527	1,969,124	-	-	644,685	552,899	2,103,379	27,010	-	40,561,423
KENINDIA ASSURANCE COMPANY	18,146,432	2,362,612	2,345,992	-	1,377,575	1,377,575	-	-	-	93,608	177,678	1,789,193	-	-	20,632,756
KENYA ORIENT LIFE ASSURANCE	101,566	384,345	345,853	-	13,055	13,055	-	-	-	26,947	165,874	21,977	-	-	263,521
LIBERTY LIFE ASSURANCE	21,074,940	3,421,688	3,222,217	-	2,727,762	2,727,762	-	-	-	188,831	940,265	843,744	-	-	21,284,043
MADISON INSURANCE COMPANY	5,585,583	1,629,052	1,592,360	-	709,036	709,036	-	-	-	123,292	378,082	128,976	-	-	6,096,511
METROPOLITAN INSURANCE	524,335	313,826	180,781	-	74,280	62,095	12,185	-	-	28,686	92,647	13,527	-	(117,166)	640,192
OLD MUTUAL LIFE ASSURANCE	10,560,297	1,417,404	1,240,093	290,474	1,551,066	507,038	1,042,724	-	1,304	164,565	739,140	(231,063)	68,758	(140,343)	9,476,617
PAN AFRICA LIFE INSURANCE	16,428,841	3,747,701	3,505,658	-	2,469,025	2,351,734	117,291	-	-	492,697	548,569	539,356	50,563	-	16,608,160
PIONEER ASSURANCE COMPANY	1,198,259	3,747,250	3,402,728	7,419	1,432,539	1,432,539	-	-	-	162,472	215,510	-	-	197,333	2,600,551
PRUDENTIAL LIFE ASSURANCE	(122,369)	94,491	94,491	-	70,724	70,724	-	-	-	19,593	171,320	115,110	-	-	(174,404)
SAHAM ASSURANCE	850,136	242,225	158,543	-	130,729	130,729	-	-	-	(4,336)	44,409	89,334	-	-	927,211
TAKAFUL INSURANCE OF AFRICA	-	-	-	-	-	-	-	-	-	-	-	-	-	-	-
THE KENYAN ALLIANCE	881,318	433,698	332,526	-	130,317	130,294	23	-	-	(11,453)	55,943	102,498	-	-	1,141,533
THE MONARCH INSURANCE	50,334	13,391	6,665	-	1,950	1,950	-	-	-	2,235	33,668	3,948	-	-	23,096
UAP LIFE ASSURANCE COMPANY	7,834,315	1,605,086	1,393,279	-	998,655	229,986	655,619	-	113,050	31,090	448,255	152,043	-	-	7,901,640
TOTAL	200,682,288	47,171,755	43,843,679	297,893	24,923,711	16,426,310	7,066,631	927,520	503,250	3,688,018	7,858,471	9,745,790	240,090	474,527	217,079,991
REINSURERS															
CONTINENTAL REINSURANCE	85,792	51,336	43,636	3,242	24,588	24,588	-	-	-	12,394	4,732	16,029	557	20,634	85,792
EAST AFRICAN REINSURANCE	259,631	574,243	451,522	-	203,185	203,185	-	-	-	117,526	39,422	72,170	53,843	29,041	340,307
KENYA REINSURANCE CORPORATION	5,815,927	844,843	778,902	-	295,633	295,633	-	-	-	292,494	138,043	370,974	-	-	6,239,632
TOTAL	6,161,350	1,470,422	1,274,060	3,242	523,406	523,406	-	-	-	422,414	182,197	459,173	54,400	49,675	6,665,731

Amounts in Thousand Shillings

APPENDIX 8: SUMMARY OF GROSS PREMIUM INCOME UNDER GENERAL INSURANCE BUSINESS FOR THE PERIOD ENDED 30.09.2015

Company	Aviation	Engineering	Fire Domestic	Fire Industrial	Liability	Marine	Motor Private	Motor Commercial	Motor Commercial PSV	Personal Accident	Theft	Workmens Compensation	Medical	Miscellaneous	Total	Market Share (%)
INSURERS																
AAR INSURANCE KENYA	-	43	2,981	-	3,399	44	-	-	-	14,070	928	33,458	3,701,534	5,030	3,761,489	4.28
AFRICAN MERCHANT ASSURANCE	-	314,792	10,112	157,034	14,675	6,043	619,221	545,437	343,705	482,256	28,452	114,799	-	75,784	2,712,312	3.09
AIG INSURANCE COMPANY	110,713	-	74,847	679,144	475,753	42,062	676,849	410,616	-	406,095	333,294	72,139	-	575	3,282,086	3.74
APA INSURANCE COMPANY	81,648	162,056	50,987	568,522	127,056	198,609	1,209,295	1,669,369	-	87,562	151,171	579,787	2,104,118	233,438	7,223,618	8.23
BRITAM GENERAL INSURANCE	-	144,321	31,515	175,982	60,802	101,474	582,707	806,240	-	208,888	41,329	82,464	208,912	6,204	2,450,839	2.79
BRITISH AMERICAN INSURANCE	-	73,047	37,061	85,459	19,692	65,110	443,841	659,015	-	411,069	101,294	68,741	895,329	402,785	3,262,442	3.72
CANNON ASSURANCE COMPANY	-	94,216	12,905	78,362	15,204	25,271	237,299	253,676	-	40,907	40,015	87,631	-	47,142	932,629	1.06
CIC GENERAL INSURANCE COMPANY	-	384,556	86,841	496,135	37,382	82,346	1,408,586	1,922,008	-	178,566	361,566	194,551	944,949	205,772	6,303,260	7.18
CORPORATE INSURANCE COMPANY	-	16,589	4,115	33,721	3,609	36,986	82,921	74,120	-	10,892	5,876	18,153	-	2,756	289,737	0.33
DIRECTLINE ASSURANCE COMPANY	-	-	-	-	-	-	19,334	9,544	1,918,275	-	-	-	-	-	1,947,153	2.22
FIDELITY SHIELD INSURANCE	36	60,840	29,178	204,070	37,340	60,097	427,396	495,620	19,941	32,904	86,208	162,837	-	(139,315)	1,477,150	1.68
FIRST ASSURANCE COMPANY	6,475	232,896	36,633	309,216	59,576	72,366	436,383	527,588	-	75,959	77,551	143,655	786,805	98,545	2,863,649	3.26
GA INSURANCE COMPANY	18,240	195,705	62,674	678,312	52,379	221,355	281,862	357,095	50,184	54,243	265,533	393,799	768,014	128,858	3,528,253	4.02
GATEWAY INSURANCE COMPANY	-	11,393	1,541	13,500	7,160	100	123,639	72,779	85,691	6,727	36,477	5,339	62,101	11,190	437,633	0.50
GEMINIA INSURANCE COMPANY	-	83,725	30,568	161,318	12,708	119,705	259,848	338,768	-	33,728	91,074	171,344	-	16,274	1,319,059	1.50
HERITAGE INSURANCE COMPANY	-	198,438	125,954	413,330	152,948	57,157	515,320	536,082	18,073	239,795	78,393	291,946	1,382,216	149,196	4,158,848	4.74
ICEA LION GENERAL INSURANCE	698,976	162,585	98,339	762,278	130,887	201,839	850,663	639,270	-	221,138	180,521	332,867	101,315	41,924	4,422,602	5.04
INTRA-AFRICA ASSURANCE	-	39,117	17,062	70,789	4,197	61,157	187,171	146,652	-	16,125	51,128	108,142	-	43,725	745,266	0.85
INVESCO ASSURANCE COMPANY	-	244	253	523	80	1,257	140,129	78,844	1,469,364	608	207	485	-	21	1,692,015	1.93
JUBILEE INSURANCE COMPANY	6,527	174,481	49,781	636,528	237,360	155,765	990,983	512,294	-	527,178	151,886	93,823	6,245,907	70,047	9,852,561	11.22
KENINDIA ASSURANCE COMPANY	-	162,383	43,010	645,770	29,664	194,246	256,406	394,244	-	66,145	263,989	296,400	88,972	15,402	2,456,631	2.80
KENYA ORIENT INSURANCE	-	35,829	7,829	87,923	27,699	13,216	712,323	780,799	9,621	8,914	93,059	64,357	-	31,752	1,873,320	2.13
MADISON INSURANCE COMPANY	-	55,694	28,541	53,986	63,132	6,582	334,237	659,364	-	18,926	14,550	25,059	557,305	205,380	2,022,755	2.30
MAYFAIR INSURANCE COMPANY	8,022	182,225	35,863	338,986	15,867	88,628	195,532	216,209	-	31,132	100,060	267,489	-	78,412	1,558,424	1.77
OCCIDENTAL INSURANCE COMPANY	-	67,011	37,859	219,540	7,224	137,843	212,596	319,477	-	32,759	112,289	210,725	-	33,421	1,390,744	1.58
PACIS INSURANCE COMPANY	-	16,777	11,142	61,137	12,986	2,009	221,571	271,185	-	20,437	25,354	47,725	80,992	3,499	774,814	0.88
PHOENIX OF EAST AFRICA	177,349	29,277	3,239	56,243	4,793	11,566	64,102	35,402	-	2,619	4,397	40,506	-	31,302	460,797	0.52
RESOLUTION INSURANCE COMPANY	-	-	45	123	18	-	3,613	2,166	-	24,235	706	39,708	2,207,199	6,008	2,283,821	2.60
SAHAM INSURANCE COMPANY	-	26,836	8,662	140,780	8,204	4,891	119,096	92,505	-	40,366	20,222	35,937	91,690	300,911	890,098	1.01
TAKAFUL INSURANCE OF AFRICA	-	13,584	10,298	29,770	5,907	10,208	151,361	252,720	-	5,250	59,940	33,200	-	9,540	581,778	0.66
TAUSI ASSURANCE COMPANY	-	32,669	35,662	150,215	8,537	81,361	116,081	66,443	-	8,747	85,535	131,187	6,572	12,396	735,405	0.84
THE KENYAN ALLIANCE INSURANCE	-	29,020	34,814	72,981	4,424	11,693	352,204	349,269	-	39,086	28,177	37,646	-	19,563	978,878	1.11
THE MONARCH INSURANCE	-	22,333	1,426	17,848	3,074	2,408	227,977	142,275	-	14,312	3,662	13,904	-	60,526	509,745	0.58
TRIDENT INSURANCE COMPANY	3,746	143,854	5,550	147,980	1,465	49,495	139,530	80,042	11,536	5,760	31,579	69,116	43,094	25,876	758,621	0.86
UAP INSURANCE COMPANY	-	355,195	91,717	580,491	113,924	97,229	802,557	823,720	-	88,883	301,870	240,500	2,945,116	63,508	6,504,709	7.41
XPLICO INSURANCE COMPANY	9,108	9,022	1,346	8,050	12,258	10,828	-	631,887	263,347	2,786	8,220	11,729	301,607	92,782	1,362,969	1.55
TOTAL	1,120,840	3,530,753	1,120,350	8,136,046	1,771,383	2,230,946	13,402,633	15,172,724	4,189,737	3,459,067	3,236,512	4,521,148	23,523,747	2,390,229	87,806,110	100.00
REINSURERS																
CONTINENTAL REINSURANCE	4,521	73,366	-	381,725	10,094	44,814	-	50,142	-	8,597	3,361	1,426	266,886	236,931	1,081,863	9.58
EAST AFRICAN REINSURANCE	3,301	185,021	-	1,064,013	9,537	181,311	-	257,276	-	7,483	-	-	401,970	295,848	2,405,760	21.30
KENYA REINSURANCE CORPORATION	27,054	495,845	1,927	2,757,902	73,829	438,820	5,663	-	396,887	1,015,270	355,226	629	1,514,460	723,855	7,807,368	69.12
TOTAL	34,876	754,232	1,927	4,203,640	93,460	664,945	5,663	307,418	396,887	1,031,350	358,587	2,055	2,183,316	1,256,634	11,294,991	100.00

Amounts in Thousand Shillings

APPENDIX 9: SUMMARY OF CLAIMS PAID UNDER GENERAL INSURANCE BUSINESS FOR THE PERIOD ENDED 30.09.2015

Company	Aviation	Engineering	Fire Domestic	Fire Industrial	Liability	Marine	Motor Private	Motor Commercial	Motor Commercial PSV	Personal Accident	Theft	Workmens' Compensation	Medical	Miscellaneous	Total
INSURERS															
AAR INSURANCE KENYA	-	-	88	-	122	-	-	-	-	5,000	155	4,000	1,693,593	2,125	1,705,082
AFRICAN MERCHANT ASSURANCE	-	373	2,672	18,529	2,435	162	322,950	202,756	307,290	41,393	2,755	15,650	-	2,815	919,778
AIG INSURANCE COMPANY	1,023	-	28,192	24,173	17,545	2,555	483,351	287,097	-	126,227	5,406	23,729	-	348	999,645
APA INSURANCE COMPANY	-	34,971	17,501	91,376	40,881	36,859	759,942	675,443	-	28,338	55,167	188,837	864,755	15,980	2,810,050
BRITAM GENERAL INSURANCE	-	(2,487)	5,754	38,704	579	6,696	267,237	300,025	-	31,160	12,771	18,045	156,471	70	835,024
BRITISH AMERICAN INSURANCE	-	13,612	8,935	121,673	3,029	8,495	683,922	328,929	-	27,685	29,160	25,103	598,628	335,607	2,184,777
CANNON ASSURANCE COMPANY	-	(55,880)	(7,651)	17,463	(2,217)	5,777	124,165	100,301	-	18,483	2,239	36,900	-	40	239,619
CIC GENERAL INSURANCE COMPANY	-	9,971	15,865	7,585	36,154	12,282	976,456	798,702	-	28,447	74,846	41,003	1,440,851	468,590	3,910,752
CORPORATE INSURANCE COMPANY	-	14,587	-	230	1,166	4,999	37,075	12,082	-	-	286	-	3,320	-	73,743
DIRECTLINE ASSURANCE COMPANY	-	-	-	-	-	-	5,499	1,073	1,151,295	-	-	-	-	-	1,157,868
FIDELITY SHIELD INSURANCE	-	1,947	7,409	44,145	5,774	10,569	224,821	224,191	-	3,057	6,847	51,299	-	-	580,060
FIRST ASSURANCE COMPANY	-	27,174	12,730	47,703	16,831	25,956	328,006	345,084	-	16,156	20,830	65,649	358,492	16,076	1,280,687
GA INSURANCE COMPANY	9	20,436	12,065	49,664	9,838	28,722	100,423	141,684	(1,073)	10,898	92,472	141,450	131,011	11,343	748,943
GATEWAY INSURANCE COMPANY	-	1,138	2,423	746	1,092	-	191,208	78,718	117,981	2,759	1,860	4,760	37,934	150	440,768
GEMINIA INSURANCE COMPANY	-	8,135	2,811	22,941	636	74,162	85,601	143,860	-	(3,285)	565	23,219	-	22	358,666
HERITAGE INSURANCE COMPANY	-	21,411	31,818	18,328	(3,486)	3,057	248,449	140,338	-	36,790	10,048	36,878	151,155	6,241	701,027
ICEA LION GENERAL INSURANCE	3,755	18,003	19,750	118,397	8,911	36,491	435,133	420,739	-	27,909	66,002	92,200	81,109	573	1,328,972
INTRA-AFRICA ASSURANCE	-	3,489	12,908	27,157	1,145	11,746	78,491	58,215	-	19,587	20,165	30,925	-	2,735	266,561
INVESCO ASSURANCE COMPANY	-	-	-	-	-	-	67,100	55,167	510,929	611	-	724	-	-	634,531
JUBILEE INSURANCE COMPANY	-	15,373	11,161	54,871	22,866	34,572	856,143	202,084	-	175,911	52,056	39,730	2,208,299	31,044	3,704,111
KENINDIA ASSURANCE COMPANY	-	7,228	33,284	44,030	2,359	64,890	136,101	206,992	-	34,411	80,347	218,859	62,797	108	891,405
KENYA ORIENT INSURANCE	-	784	2,323	48,795	4,096	7,105	507,081	314,569	-	544	9,219	17,240	-	3,881	915,638
MADISON INSURANCE COMPANY	-	58,963	660	2,262	17,101	1,638	187,888	188,180	-	1,489	4,429	1,250	327,383	41,987	833,230
MAYFAIR INSURANCE COMPANY	-	17,313	4,577	14,613	833	9,783	95,741	43,188	-	(3,158)	4,335	107,406	-	40,259	334,890
OCCIDENTAL INSURANCE COMPANY	-	11,562	32,599	(5,663)	510	17,228	135,763	181,648	-	6,774	21,284	96,567	-	3,958	502,230
PACIS INSURANCE COMPANY	-	1,793	2,879	6,989	110	236	127,951	56,792	-	4,233	932	10,404	23,520	105	235,946
PHOENIX OF EAST AFRICA	570	8,281	2,384	2,908	1,544	1,353	33,161	26,190	-	1,189	1,847	6,898	-	-	86,325
RESOLUTION INSURANCE COMPANY	-	-	-	-	-	-	-	-	-	-	-	-	569,348	-	569,348
SAHAM INSURANCE COMPANY	-	1,238	6,070	9,432	173	46	36,416	17,490	-	4	4,760	2,055	21,302	92,174	191,161
TAKAFUL INSURANCE OF AFRICA	-	23,060	23	6,923	1,072	2,422	36,323	71,039	-	1,189	6,706	3,341	-	13,549	165,647
TAUSI ASSURANCE COMPANY	-	3,995	10,111	10,943	905	24,821	38,764	31,852	-	206	15,010	36,999	3,484	88	177,178
THE KENYAN ALLIANCE INSURANCE	-	495	1,256	1,753	(6,665)	21	304,271	130,015	-	13,886	(10,300)	3,177	-	3,153	441,063
THE MONARCH INSURANCE	-	230	176	1,502	2,149	-	62,412	34,096	-	493	821	3,937	-	179	105,994
TRIDENT INSURANCE COMPANY	-	232	914	493	651	9,679	89,196	50,626	1,729	2,246	4,291	68,870	8,100	4	237,031
UAP INSURANCE COMPANY	-	9,273	13,409	11,000	1,819	5,837	462,161	326,159	-	9,242	43,497	45,782	1,693,073	9,909	2,631,163
XPLICO INSURANCE COMPANY	-	-	1,353	9,838	310	7,742	160,492	58,665	-	14	1,926	8,393	25,116	-	273,850
TOTAL	5,357	276,700	296,449	869,503	190,268	455,901	8,689,693	6,253,989	2,088,151	669,888	642,734	1,471,279	10,459,741	1,103,113	33,472,763
REINSURERS															
CONTINENTAL REINSURANCE	2,850	6,474	-	142,662	189	19,341	-	12,095	-	1,944	-	-	214,497	102,165	502,217
EAST AFRICA REINSURANCE	1,484	57,808	-	728,403	40	47,639	-	134,767	-	2,357	-	-	317,336	65,261	1,355,094
KENYA REINSURANCE CORPORATION	13,882	150,525	1,444	1,376,035	17,487	146,385	2,881	-	129,124	640,462	172,922	5	973,340	149,278	3,773,769
TOTAL	18,216	214,807	1,444	2,247,100	17,716	213,365	2,881	146,862	129,124	644,763	172,922	5	1,505,173	316,704	5,631,080

Amounts in Thousand Shillings

APPENDIX 10: SUMMARY OF CLAIMS INCURRED UNDER GENERAL INSURANCE BUSINESS FOR THE PERIOD ENDED 30.09.2015

Company	Aviation	Engineering	Fire Domestic	Fire Industrial	Liability	Marine	Motor Private	Motor Commercial	Motor Commercial PSV	Personal Accident	Theft	Workmens' Compensation	Medical	Miscellaneous	Total
INSURERS															
AAR INSURANCE KENYA	-	-	(27)	(462)	(95)	(53)	-	-	-	234	(65)	4,485	1,655,737	2,470	1,662,224
AFRICAN MERCHANT ASSURANCE	-	22,100	9,700	74,365	3,186	2,997	265,705	76,054	407,866	84,219	3,631	39,451	-	4,633	993,907
AIG INSURANCE COMPANY	(3,014)	2,470	37,432	33,212	109,917	3,529	563,278	298,178	-	115,847	18,908	(3,484)	-	314	1,176,587
APA INSURANCE COMPANY	(534)	49,876	23,453	102,905	58,038	67,702	916,014	896,488	-	15,195	27,353	281,022	837,517	(1,003)	3,274,027
BRITAM GENERAL INSURANCE	-	(4)	7,967	(960)	44,894	15,805	407,468	434,225	-	43,761	13,736	52,282	148,608	(67)	1,167,715
BRITISH AMERICAN INSURANCE	-	14,644	9,253	104,151	10,008	9,580	827,330	380,862	-	45,000	33,731	43,876	631,161	348,989	2,458,585
CANNON ASSURANCE COMPANY	-	(15,706)	9,868	20,874	(5,953)	12,845	104,994	93,261	-	16,862	13,336	57,417	-	(1,736)	306,061
CIC GENERAL INSURANCE COMPANY	-	92,252	15,556	36,257	58,801	(1,285)	1,150,738	941,915	-	36,990	73,731	54,689	1,507,900	467,497	4,435,042
CORPORATE INSURANCE COMPANY	(1,033)	14,805	(291)	(999)	1,995	2,070	21,701	(1,437)	-	(6,235)	(275)	(10,264)	14,176	2,218	36,429
DIRECTLINE ASSURANCE COMPANY	-	-	-	-	-	-	12,369	892	1,141,071	-	-	-	-	-	1,154,331
FIDELITY SHIELD INSURANCE	-	1,651	8,786	57,142	(8,779)	8,709	257,528	261,692	-	1,100	4,325	66,592	-	(637)	658,108
FIRST ASSURANCE COMPANY	-	27,697	10,037	23,703	16,323	33,063	375,438	284,864	-	11,766	46,180	42,014	412,422	16,337	1,299,845
GA INSURANCE COMPANY	4	28,049	15,212	44,542	17,900	20,921	149,891	167,317	(1,073)	12,269	131,741	238,654	137,264	(27,796)	934,896
GATEWAY INSURANCE COMPANY	-	2,955	2,707	278	676	(351)	179,976	58,876	55,348	3,467	1,263	2,564	49,173	572	357,505
GEMINIA INSURANCE COMPANY	-	12,910	3,158	21,423	(1,254)	95,183	122,817	210,283	-	(2,346)	10,371	93,215	(974)	90	564,875
HERITAGE INSURANCE COMPANY	154	26,801	31,386	45,973	3,907	10,479	307,040	208,778	(4,776)	23,113	10,021	64,002	154,728	(4,955)	876,651
ICEA LION GENERAL INSURANCE	3,399	16,793	23,222	163,733	5,173	34,517	456,747	390,582	-	32,960	85,082	100,263	390,582	681	1,391,081
INTRA-AFRICA ASSURANCE	-	23,968	17,338	44,886	2,051	3,904	67,284	64,136	-	12,788	9,624	40,747	-	4,888	291,613
INVESCO ASSURANCE COMPANY	-	(35)	(4,117)	(733)	530	147	84,203	60,834	703,291	719	151	(775)	-	2	844,218
JUBILEE INSURANCE COMPANY	-	27,568	23,347	53,375	65,026	14,277	954,367	265,741	-	152,239	101,856	23,733	2,296,075	12,356	3,989,960
KENINDIA ASSURANCE COMPANY	-	3,391	36,851	40,221	8,277	82,056	155,196	279,361	-	36,445	67,735	281,335	65,773	452	1,057,093
KENYA ORIENT INSURANCE	-	4,684	2,565	61,363	9,356	7,562	611,079	372,147	-	871	12,257	20,797	-	6,187	1,108,869
MADISON INSURANCE COMPANY	-	71,479	1,259	54,764	16,074	4,370	152,406	178,768	-	24,451	5,917	(1,656)	361,367	86,529	955,726
MAYFAIR INSURANCE COMPANY	-	22,436	4,773	9,024	161	29,449	139,195	58,072	-	(1,631)	1,777	84,386	-	1,010	348,653
OCCIDENTAL INSURANCE COMPANY	-	12,700	28,632	(10,210)	(243)	1,010	167,524	209,626	-	6,366	21,307	94,101	-	2,947	533,761
PACIS INSURANCE COMPANY	-	6,188	3,932	3,089	2,013	343	168,128	89,812	-	5,035	3,610	7,542	33,497	158	323,347
PHOENIX OF EAST AFRICA	1,063	9,328	1,447	3,798	274	1,667	40,725	66,690	-	(772)	(3,706)	(24,876)	-	6,837	102,476
RESOLUTION INSURANCE COMPANY	-	-	-	-	-	-	-	-	-	-	-	-	563,092	-	563,092
SAHAM INSURANCE COMPANY	-	6,581	(644)	5,849	878	(93)	44,885	22,239	-	27	4,803	6,843	24,315	107,429	223,112
TAKAFUL INSURANCE OF AFRICA	-	24,042	2,293	8,701	(607)	2,779	35,704	77,111	-	836	17,835	4,206	-	14,124	187,025
TAUSI ASSURANCE COMPANY	-	5,093	13,291	19,544	4,618	40,599	41,254	34,818	-	51	12,237	52,378	2,773	138	226,797
THE KENYAN ALLIANCE INSURANCE	-	12,392	6,631	(17,694)	(18,418)	(6,407)	434,677	(24,987)	-	2,698	(2,602)	24,167	-	(18,126)	392,332
THE MONARCH INSURANCE	-	30	121	1,064	358	(282)	95,570	41,829	-	(408)	697	3,916	-	697	143,593
TRIDENT INSURANCE COMPANY	4	(306)	461	6,397	963	3,771	135,088	51,139	2,246	(647)	670	52,389	8,100	(1,127)	259,146
UAP INSURANCE COMPANY	-	59,485	15,580	15,493	(1,097)	1,248	722,717	518,410	-	(2,815)	37,904	111,207	1,658,512	10,277	3,146,921
XPLICO INSURANCE COMPANY	182	1,893	646	555	773	4,173	90,486	65,955	-	(655)	3,826	1,130	35,421	3,022	207,407
TOTAL	225	588,210	361,825	1,025,623	405,724	506,284	10,259,522	7,134,531	2,303,973	669,800	768,967	1,908,348	10,674,564	1,045,407	37,653,010
REINSURERS															
CONTINENTAL REINSURANCE	2,849	9,444	-	146,468	272	21,208	-	13,664	-	2,337	152	82	198,108	104,234	498,819
EAST AFRICA REINSURANCE	1,484	78,498	-	501,112	153	53,185	-	160,170	-	2,582	4	5	353,613	77,920	1,228,728
KENYA REINSURANCE CORPORATION	14,078	153,659	1,461	1,392,543	17,734	150,552	3,136	5,324	129,124	647,492	178,077	57	980,138	150,640	3,824,015
TOTAL	18,411	241,601	1,461	2,040,123	18,159	224,945	3,136	179,158	129,124	652,411	178,233	144	1,531,859	332,794	5,551,562

Amounts in Thousand Shillings

APPENDIX 11: SUMMARY OF INCURRED CLAIMS RATIOS UNDER GENERAL INSURANCE BUSINESS FOR THE PERIOD ENDED 30.09.2015

Company	Aviation	Engineering	Fire Domestic	Fire Industrial	Liability	Marine	Motor Private	Motor Commercial	Motor Commercial PSV	Personal Accident	Theft	Workmens' Compensation	Medical	Miscellaneous	Total
INSURERS															
AAR INSURANCE KENYA	0.0	0.0	-1.1	0.0	-2.8	-23.3	0.0	0.0	0.0	1.6	-10.2	31.9	64.9	589.5	64.3
AFRICAN MERCHANT ASSURANCE	0.0	30.7	141.9	82.0	47.5	216.7	50.6	19.2	91.0	35.3	27.8	38.7	0.0	8.9	50.9
AIG INSURANCE COMPANY	31.4	-6.0	48.8	29.7	41.3	-81.2	87.5	69.5	0.0	33.1	1404.8	-4.0	0.0	64.1	61.6
APA INSURANCE COMPANY	-19.7	146.5	56.6	85.2	222.2	55.4	94.2	63.9	0.0	20.9	22.7	55.5	76.9	-0.6	69.8
BRITAM GENERAL INSURANCE	0.0	0.0	33.7	-2.1	295.2	42.3	99.4	66.4	0.0	46.1	51.6	122.1	53.6	20.5	69.7
BRITISH AMERICAN INSURANCE	0.0	44.1	21.9	186.5	95.2	26.2	134.6	50.8	0.0	15.2	36.0	41.1	66.9	105.6	74.2
CANNON ASSURANCE COMPANY	0.0	-146.8	112.3	129.1	-94.2	69.0	26.8	37.8	0.0	86.3	22.3	131.1	0.0	-42.3	44.2
CIC GENERAL INSURANCE	0.0	175.1	21.8	19.9	75.5	-1.8	88.6	51.0	0.0	29.5	28.2	35.2	77.7	533.1	71.8
CORPORATE INSURANCE COMPANY	0.0	92.5	3.8	-3.6	-23.3	6.7	32.6	-1.6	0.0	-73.7	-3.7	-60.1	0.0	14.1	14.6
DIRECTLINE ASSURANCE COMPANY	0.0	0.0	0.0	0.0	0.0	0.0	75.6	10.2	61.3	0.0	0.0	0.0	0.0	0.0	61.2
FIDELITY SHIELD INSURANCE	0.0	9.8	50.7	96.2	-24.7	32.1	70.5	64.1	0.0	7.6	10.7	52.9	0.0	0.4	67.2
FIRST ASSURANCE COMPANY	0.0	98.4	43.2	35.2	52.3	101.4	91.6	56.1	0.0	25.5	138.9	31.0	89.2	32.3	71.1
GA INSURANCE COMPANY	-2.1	63.2	38.0	35.7	45.2	23.2	67.5	72.1	-1.7	40.4	63.4	79.0	79.7	-51.7	57.6
GATEWAY INSURANCE COMPANY	0.0	715.5	366.3	23.7	9.1	-143.3	159.1	74.8	97.8	629.2	2.8	-9.5	61.3	12.1	98.7
GEMINIA INSURANCE COMPANY	0.0	26.1	12.1	35.2	-13.6	119.3	59.4	66.4	0.0	-12.6	18.7	56.1	0.0	0.7	56.4
HERITAGE INSURANCE COMPANY	0.0	75.1	31.7	55.6	6.2	23.1	70.5	50.5	-29.5	12.6	15.6	28.9	62.8	-8.1	44.6
ICEA LION GENERAL INSURANCE	56.7	34.1	33.0	128.3	20.2	32.8	62.6	64.8	0.0	27.5	55.3	36.5	69.1	11.4	58.3
INTRA-AFRICA ASSURANCE	0.0	129.0	155.0	181.1	52.3	7.4	37.1	44.8	0.0	190.4	32.1	39.3	0.0	16.4	48.1
INVESCO ASSURANCE COMPANY	0.0	-6.6	206.0	-591.1	913.8	21.8	55.0	67.1	48.2	206.0	58.8	-73.0	0.0	10.0	49.6
JUBILEE INSURANCE COMPANY	0.0	91.1	52.8	15.0	55.8	20.1	86.9	58.6	0.0	51.1	84.0	22.4	72.3	22.4	67.9
KENINDIA ASSURANCE COMPANY	0.0	14.3	120.8	32.9	38.4	57.6	66.2	79.6	0.0	238.4	58.8	92.0	81.8	8.9	73.0
KENYA ORIENT INSURANCE	0.0	22.1	475.0	143.6	46.2	61.4	93.7	74.6	0.0	12.9	66.7	45.0	0.0	54.9	73.4
MADISON INSURANCE COMPANY	0.0	272.9	5.8	284.4	26.4	123.0	55.6	34.6	0.0	117.5	60.4	-7.8	77.9	48.9	59.2
MAYFAIR INSURANCE COMPANY	0.0	125.2	32.7	37.5	2.4	76.8	76.3	30.4	0.0	-26.1	8.2	38.2	0.0	8.4	47.4
OCCIDENTAL INSURANCE	0.0	106.2	219.3	-26.2	-16.0	2.6	90.3	59.5	0.0	56.2	57.5	50.5	0.0	23.9	60.1
PACIS INSURANCE COMPANY	0.0	140.5	42.8	22.3	19.5	51.2	81.2	35.2	0.0	30.9	19.2	17.9	82.0	15.2	52.2
PHOENIX OF EAST AFRICA	-1.5	29.0	-170.4	137.3	3.4	15.1	80.4	238.7	0.0	-17.5	-54.0	-36.6	0.0	19.3	58.7
RESOLUTION INSURANCE COMPANY	0.0	0.0	0.0	0.0	0.0	0.0	0.0	0.0	0.0	0.0	0.0	0.0	71.2	0.0	66.9
SAHAM INSURANCE COMPANY	0.0	130.6	-13.2	87.0	47.8	-12.3	47.8	27.8	0.0	2.6	78.4	23.5	84.4	130.5	65.6
TAKAFUL INSURANCE OF AFRICA	0.0	196.9	21.1	32.1	-8.1	31.1	-85.2	20.6	0.0	2.8	69.0	15.0	0.0	170.3	38.1
TAUSI ASSURANCE COMPANY	0.0	74.9	81.1	126.2	100.9	66.1	64.0	38.1	0.0	1.9	35.1	52.0	49.5	2.1	55.2
THE KENYAN ALLIANCE INSURANCE	0.0	-305.1	24.1	-76.2	-547.2	-184.0	127.6	-7.7	0.0	10.0	-10.3	79.9	0.0	-96.4	47.7
THE MONARCH INSURANCE	0.0	0.8	-40.7	10.6	14.6	-6.2	41.9	26.5	0.0	-7.7	27.7	25.3	0.0	1.5	30.2
TRIDENT INSURANCE COMPANY	1.3	-4.3	10.6	51.8	41.4	23.2	81.4	30.1	30.0	-16.8	9.9	50.9	36.2	-4.4	47.3
UAP INSURANCE COMPANY	0.0	174.4	26.0	12.0	-1.9	3.3	97.4	70.7	0.0	-5.2	35.7	58.7	73.1	94.0	71.2
XPLICO INSURANCE COMPANY	1.8	275.9	71.2	11.9	6.2	180.3	178.2	11.1	0.0	-5.5	81.8	4.8	-120.1	4.1	20.3
TOTAL	-0.4	83.7	44.7	50.1	42.4	42.1	83.6	51.7	55.2	30.7	43.3	48.5	72.5	78.8	62.9
REINSURERS															
CONTINENTAL REINSURANCE	93.7	14.9	0.0	47.1	2.5	200.2	0.0	25.0	0.0	40.4	4.3	5.9	67.7	45.3	50.5
EAST AFRICA REINSURANCE	2.4	84.9	0.0	106.0	1.8	34.0	0.0	66.5	0.0	67.6	26.7	0.0	195.0	32.2	59.1
KENYA REINSURANCE	61.1	33.1	126.5	60.2	25.6	36.4	32.3	-47.4	32.5	57.2	47.0	5.7	75.5	24.5	53.8
TOTAL	20.9	38.9	0.4	65.9	20.5	38.7	15.7	63.0	32.4	57.1	46.6	0.1	86.4	30.6	54.6

APPENDIX 12: SUMMARY OF UNDERWRITING PROFITS UNDER GENERAL INSURANCE BUSINESS FOR THE PERIOD ENDED 30.09.2015

Company	Aviation	Engineering	Fire Domestic	Fire Industrial	Liability	Marine	Motor Private	Motor Commercial	Motor Commercial PSV	Personal Accident	Theft	Workmens' Compensation	Medical	Miscellaneous	Total
INSURERS															
AAR INSURANCE KENYA	-	43	1,239	462	2,283	(14)	-	-	-	7,693	455	(198)	97,704	(3,705)	105,962
AFRICAN MERCHANT ASSURANCE	-	(11,577)	(7,033)	(3,431)	131	(3,283)	73,040	154,616	(65,214)	77,643	2,654	20,568	-	28,415	266,530
AIG INSURANCE COMPANY	(4,476)	(46,960)	11,586	56,930	52,071	(12,675)	(61,322)	(7,641)	(73,081)	131,398	14,519	89,579	-	177	150,105
APA INSURANCE COMPANY	730	(36,048)	6,024	(60,646)	(54,029)	8,238	(246,370)	78,862	-	28,544	56,754	43,142	23,217	113,291	(38,290)
BRITAM GENERAL INSURANCE	-	37,976	5,099	26,525	(39,724)	(3,884)	(169,388)	15,527	-	13,890	(3,708)	(43,080)	100,069	(1,101)	(61,800)
BRITISH AMERICAN INSURANCE	-	1,315	7,857	(74,019)	(4,958)	9,874	(518,856)	(6,306)	(123,732)	87,045	13,710	(11,035)	88,959	(69,907)	(600,052)
CANNON ASSURANCE COMPANY	-	10,096	(6,458)	(22,770)	5,655	(5,304)	192,110	51,528	(133,416)	(3,102)	31,768	(59,146)	(9,190)	10,673	62,446
CIC GENERAL INSURANCE COMPANY	-	(45,354)	23,652	35,625	(18,453)	47,146	(279,873)	297,266	-	(119,297)	98,999	(9,551)	355,731	(431,549)	(45,656)
CORPORATE INSURANCE COMPANY	(5,174)	(2,504)	(14,244)	29,358	(7,828)	(8,645)	7,544	86,665	(18,552)	400	(1,154)	24,687	(15,219)	13,968	89,302
DIRECTLINE ASSURANCE COMPANY	-	-	-	-	-	-	(3,195)	5,565	(88,083)	-	-	-	-	-	(85,713)
FIDELITY SHIELD INSURANCE	(235)	3,642	(1,502)	(63,751)	41,771	4,711	(8,922)	(15,540)	12,159	7,270	20,712	(20,843)	-	(147,448)	(167,978)
FIRST ASSURANCE COMPANY	251	(471)	3,126	25,136	3,018	(10,597)	(104,016)	56,216	-	12,904	(26,305)	33,214	24,308	33,972	50,757
GA INSURANCE COMPANY	(3,930)	2,771	12,713	77,875	8,906	45,375	20,794	(6,716)	60,435	6,476	17,112	(39,992)	23,889	73,483	299,191
GATEWAY INSURANCE COMPANY	-	(2,188)	(2,604)	(756)	1,958	520	(203,911)	(33,460)	(51,892)	(5,800)	45,251	(28,568)	21,900	(1,226)	(260,778)
GEMINIA INSURANCE COMPANY	-	18,024	12,688	(11,393)	6,657	(44,895)	10,145	8,667	-	14,256	31,092	6,965	974	9,097	62,277
HERITAGE INSURANCE COMPANY	(154)	(13,193)	20,964	(47,352)	22,009	9,983	(65,035)	(224)	20,981	47,332	21,091	27,147	15,598	26,606	85,753
ICEA LION GENERAL INSURANCE	11,472	25,826	1,216	(74,362)	2,613	32,358	(48,922)	(17,775)	-	34,020	11,232	36,687	3,267	2,058	19,689
INTRAFRICA ASSURANCE	-	(10,043)	(9,867)	(26,086)	266	27,775	50,603	30,281	-	(7,981)	11,524	22,230	-	18,389	107,090
INVESCO ASSURANCE COMPANY	-	517	1,963	574	(518)	(222)	(3,820)	(16,506)	(9,877)	(650)	(91)	1,507	-	1	(27,122)
JUBILEE INSURANCE COMPANY	108	(46,615)	7,544	144,242	(99)	25,190	(137,704)	64,825	(47,447)	17,262	(11,016)	54,913	229,007	4,983	305,192
KENINDIA ASSURANCE COMPANY	-	5,742	(20,111)	31,718	4,898	888	6,758	(38,009)	-	(26,902)	38,272	(88,461)	(8,957)	4,026	(90,140)
KENYA ORIENT INSURANCE	-	6,469	(5,249)	(53,898)	3,554	(603)	(197,019)	(129,755)	180,272	2,233	5,752	1,009	-	(6,190)	(193,424)
MADISON INSURANCE COMPANY	-	(56,571)	10,400	(43,936)	26,632	(1,607)	30,645	169,403	-	(8,717)	708	13,739	(20,939)	35,408	155,166
MAYFAIR INSURANCE COMPANY	(637)	(13,107)	5,323	(16,187)	3,331	(6,660)	(351)	85,494	-	5,126	9,552	58,229	-	11,127	141,240
OCCIDENTAL INSURANCE COMPANY	-	(580)	(21,245)	47,215	1,188	28,073	(37,950)	43,339	-	2,889	9,203	14,646	-	9,887	96,664
PACIS INSURANCE COMPANY	-	(5,628)	(745)	(10,468)	2,629	(169)	(88,851)	63,767	-	(826)	2,486	8,894	(8,665)	345	(37,231)
PHOENIX OF EAST AFRICA	(66,339)	23,963	(11,268)	783	(94,822)	(542)	(2,415)	(36,899)	-	4,931	10,159	88,991	-	28,581	(54,878)
RESOLUTION INSURANCE COMPANY	-	-	45	123	18	-	(12,465)	(7,302)	-	24,220	706	39,684	(144,363)	6,004	(93,330)
SAHAM INSURANCE COMPANY	-	(968)	2,539	14,407	119	829	(14,328)	4,526	(349)	2,632	(245)	(909)	(2,960)	(63,433)	(58,140)
TAKAFUL INSURANCE OF AFRICA	-	(18,079)	3,391	3,002	5,355	1,469	(136,648)	198,947	-	25,997	(16,266)	7,670	-	(9,012)	65,826
TAUSI ASSURANCE COMPANY	-	(4,976)	(6,585)	(31,088)	(2,593)	971	2,635	10,820	95	619	3,994	694	3,069	1,794	(20,553)
THE KENYAN ALLIANCE INSURANCE	-	(27,480)	2,879	19,030	18,869	5,577	(242,826)	205,872	-	4,064	12,087	(12,411)	-	34,767	20,428
THE MONARCH INSURANCE	-	(1,488)	(1,418)	(892)	(187)	(1,077)	25,779	41,724	-	(4,517)	(791)	(821)	-	32,952	89,265
TRIDENT INSURANCE COMPANY	1,042	(403)	2,406	(1,397)	92	8,053	(11,341)	89,696	4,126	4,197	2,847	31,379	2,572	20,649	153,919
UAP INSURANCE COMPANY	-	(26,368)	15,587	70,720	35,381	28,111	(263,176)	(37,494)	-	36,729	34,022	(14,534)	3,315	(3,066)	(120,774)
XPLICO INSURANCE COMPANY	(10,143)	(6,234)	(830)	(5,749)	556	(14,681)	(364,658)	370,038	263,347	(8,737)	(5,155)	(5,741)	(95,062)	25,902	142,853
TOTAL	(77,485)	(240,451)	49,082	35,544	26,749	170,283	(2,803,309)	1,780,017	(70,228)	413,241	441,930	290,284	688,224	(190,082)	513,799
REINSURERS															
CONTINENTAL REINSURANCE	(1,624)	18,288	-	4,836	(1,320)	(27,252)	-	26,617	-	(452)	1,303	561	25,563	43,307	89,827
EAST AFRICA REINSURANCE	59,162	(88,445)	336,087	(334,009)	(4,830)	33,896	(16,378)	65,493	(15,628)	(270)	(60)	224,145	(253,759)	31,131	36,535
KENYA REINSURANCE CORPORATION	(4,745)	90,144	(1,384)	36,773	24,906	55,546	13,541	114,551	-	186,410	31,442	427	(89,967)	94,026	551,668
TOTAL	52,793	19,987	334,703	(292,400)	18,756	62,190	(2,837)	206,661	(15,628)	185,688	32,685	225,133	(318,163)	168,464	678,032

Amounts in Thousand Shillings

APPENDIX 13: SUMMARY OF GENERAL INSURANCE BUSINESS REVENUE ACCOUNTS FOR THE PERIOD ENDED 30.09.2015

Company	Gross Direct Premium	Inward Reinsurance	Outward Reinsurance	Net Premium Written	UPR B/F	Unexpired Risk Reserve (B/F)	UPR C/F	Unexpired Risk Reserve (B/F)	Net Earned Premium Income	Incurred Claims	Net Commissions	Expense of Management	Underwriting Profit/(Loss)	Investment Income	Operating Profit
INSURERS															
AAR INSURANCE KENYA	3,761,489	-	376,254	3,385,235	1,563,220	-	2,361,840	-	2,586,614	1,662,224	292,213	526,215	105,962	104,221	210,183
AFRICAN MERCHANT ASSURANCE	2,697,360	14,952	530,936	2,181,375	564,704	-	793,854	-	1,952,225	993,907	103,230	588,558	266,530	102,467	368,997
AIG INSURANCE COMPANY	3,282,086	-	1,304,304	1,977,782	879,451	-	945,858	-	1,911,374	1,176,587	89,668	495,014	150,105	-	150,105
APA INSURANCE COMPANY	7,223,618	-	1,795,045	5,428,572	2,579,612	-	3,318,211	-	4,689,973	3,274,027	395,749	1,058,487	(38,290)	-	(38,290)
BRITAM GENERAL INSURANCE	2,430,217	20,622	433,730	2,017,109	912,027	-	1,253,067	-	1,676,069	1,167,715	109,741	460,412	(61,800)	-	(61,800)
BRITISH AMERICAN INSURANCE	3,262,442	-	239,766	3,022,676	1,852,042	-	1,561,974	-	3,312,744	2,458,585	389,871	1,064,340	(600,052)	204,390	(395,663)
CANNON ASSURANCE COMPANY	909,111	23,518	248,380	684,249	380,832	-	372,565	-	692,516	306,061	63,327	260,681	62,446	98,304	160,750
CIC GENERAL INSURANCE COMPANY	6,254,496	48,764	1,024,565	5,278,696	4,051,656	-	3,155,550	-	6,174,802	4,435,042	440,214	1,345,203	(45,656)	452,602	406,946
CORPORATE INSURANCE COMPANY	269,769	19,968	53,501	236,237	155,536	-	142,747	-	249,026	36,429	21,854	101,441	89,302	134,480	223,782
DIRECTLINE ASSURANCE COMPANY	1,947,153	-	43,495	1,903,658	660,403	-	676,843	-	1,887,219	1,154,331	191,066	627,535	(85,713)	-	(85,713)
FIDELITY SHIELD INSURANCE	1,456,504	20,646	328,404	1,148,746	423,094	-	592,162	-	979,678	658,108	98,708	390,839	(167,978)	-	(167,978)
FIRST ASSURANCE COMPANY	2,783,653	79,996	1,061,114	1,802,536	1,006,451	-	981,034	-	1,827,953	1,299,845	117,907	359,444	50,757	-	50,757
GA INSURANCE COMPANY	3,466,001	62,252	1,630,568	1,897,685	888,141	-	1,163,106	-	1,622,720	934,896	(13,808)	402,441	299,191	202,835	502,026
GATEWAY INSURANCE COMPANY	412,198	25,435	89,623	348,010	192,461	-	178,403	-	362,068	357,505	13,873	251,468	(260,778)	57,784	(202,993)
GEMINIA INSURANCE COMPANY	1,304,151	14,908	221,628	1,097,432	469,964	-	566,303	-	1,001,092	564,875	124,977	248,963	62,277	140,050	202,327
HERITAGE INSURANCE COMPANY	4,145,530	13,318	1,796,783	2,362,065	1,044,662	-	1,439,224	-	1,967,503	876,651	89,872	915,227	85,753	176,554	262,307
ICEA LION GENERAL INSURANCE	4,343,760	78,842	1,818,084	2,604,518	1,234,991	-	1,454,975	-	2,384,534	1,391,081	224,307	749,457	19,689	-	19,689
INTRA-AFRICA ASSURANCE	741,884	3,382	143,001	602,265	294,634	-	290,746	-	606,153	291,613	20,803	186,646	107,090	14,692	121,782
INVESCO ASSURANCE COMPANY	1,692,015	-	32,513	1,659,503	398,591	-	354,678	-	1,703,415	844,218	173,395	712,925	(27,122)	-	(27,122)
JUBILEE INSURANCE COMPANY	9,488,022	364,539	2,619,167	7,233,394	2,706,218	-	4,061,088	-	5,878,524	3,989,960	540,433	1,042,939	305,192	490,483	795,675
KENINDIA ASSURANCE COMPANY	2,391,207	65,424	1,006,201	1,450,429	826,162	-	829,171	-	1,447,420	1,057,093	19,253	461,214	(90,140)	142,791	52,651
KENYA ORIENT INSURANCE	1,851,683	21,637	167,175	1,706,145	854,820	-	1,049,920	-	1,511,046	1,108,869	161,007	434,594	(193,424)	-	(193,424)
MADISON INSURANCE COMPANY	2,022,755	-	92,121	1,930,634	480,218	-	795,381	-	1,615,471	955,726	187,588	316,991	155,166	34,882	190,048
MAYFAIR INSURANCE COMPANY	1,505,954	52,470	700,944	857,480	360,641	-	482,082	-	736,039	348,653	41,972	204,175	141,240	-	141,240
OCCIDENTAL INSURANCE COMPANY	1,380,764	9,980	490,323	900,421	510,132	-	522,244	-	888,309	533,761	84,644	173,239	96,664	121,756	218,420
PACIS INSURANCE COMPANY	774,814	-	138,232	636,583	337,253	-	353,870	-	619,965	323,347	67,119	266,731	(37,231)	59,766	22,535
PHOENIX OF EAST AFRICA	419,646	41,151	253,849	206,948	106,246	-	138,490	-	174,705	102,476	(17,140)	144,246	(54,878)	-	(54,878)
RESOLUTION INSURANCE COMPANY	2,283,821	-	1,395,839	887,982	1,140,352	-	1,186,075	-	842,258	563,092	(200,328)	572,824	(93,330)	34,203	(59,126)
SAHAM INSURANCE COMPANY	880,946	9,152	501,609	388,489	145,273	-	193,448	-	340,314	223,112	(13,891)	189,234	(58,140)	62,663	4,523
TAKAFUL INSURANCE OF AFRICA	581,778	-	30,619	551,159	294,654	-	354,589	-	491,224	187,025	47,824	190,548	65,826	25,820	91,646
TAUSI ASSURANCE COMPANY	729,032	6,373	269,015	466,389	192,554	-	248,068	-	410,875	226,797	39,733	164,898	(20,553)	-	(20,553)
THE KENYAN ALLIANCE INSURANCE	963,817	15,061	135,039	843,839	532,895	-	554,809	-	821,924	392,332	86,133	323,031	20,428	101,089	121,517
THE MONARCH INSURANCE	488,408	21,337	58,662	451,083	258,531	-	233,473	-	476,141	143,593	37,672	205,612	89,265	-	89,265
TRIDENT INSURANCE COMPANY	711,536	47,085	376,317	382,304	435,452	-	269,971	-	547,785	259,146	(42,477)	177,198	153,919	-	153,919
UAP INSURANCE COMPANY	6,382,431	122,278	1,196,355	5,308,353	2,371,976	-	3,259,223	-	4,421,106	3,146,921	381,180	1,013,780	(120,774)	-	(120,774)
XPLICO INSURANCE COMPANY	1,362,146	823	44,793	1,318,176	401,991	-	696,264	-	1,023,904	207,407	133,524	540,120	142,853	-	142,853
TOTAL	86,602,197	1,203,913	22,647,954	65,158,157	31,507,840	-	36,831,306	-	59,834,688	37,653,010	4,501,213	17,166,670	513,796	2,761,832	3,275,629
REINSURERS															
CONTINENTAL REINSURANCE	-	1,081,864	88,295	993,569	348,301	-	354,111	-	987,760	498,819	299,115	95,349	94,477	23,301	117,778
EAST AFRICA REINSURANCE	-	2,405,760	83,719	2,322,041	832,018	-	1,073,808	-	2,080,251	1,228,728	644,505	184,965	22,053	325,775	347,828
KENYA REINSURANCE CORPORATION	-	7,807,368	297,855	7,509,513	4,010,877	-	4,412,842	-	7,107,549	3,824,015	1,981,945	669,229	632,360	1,962,655	2,595,015
TOTAL	-	11,294,992	469,869	10,825,123	5,191,196	-	5,840,761	-	10,175,560	5,551,562	2,925,565	949,543	748,890	2,311,731	3,060,621

Amounts in Thousand Shillings

APPENDIX 14: SUMMARY OF LONG TERM INSURANCE BUSINESS BALANCE SHEETS AS AT 30.09.2015

Company	APA LIFE ASSURANCE COMPANY	BARCLAYS LIFE	BRITISH AMERICAN INSURANCE	CANNON ASSURANCE COMPANY	CAPEX LIFE ASSURANCE COMPANY	CIC LIFE ASSURANCE COMPANY	CONTINENTAL REINSURANCE	CORPORATE INSURANCE COMPANY	EAST AFRICA REINSURANCE	FIRST ASSURANCE COMPANY
Share Capital	250,000	450,000	180,000	150,000	150,000	800,000	300,000	150,000	300,000	150,000
Share Premium	-	-	-	-	-	-	-	-	-	-
Revaluation Reserves	7,804	-	-	-	777	17,960	(2,626)	-	340,306	-
Statutory Reserves	(33,973)	-	5,350,869	433,948	39,098	1,100,192	21,057	160,179	-	130,338
Retained Earnings	6,096	1,609	-	-	-	-	-	-	-	-
Other Reserves	30,000	-	-	451,878	48,793	55,590	79,180	-	-	-
Total Equity	259,927	451,609	5,530,869	1,035,826	238,668	1,973,742	397,610	310,179	640,306	280,338
Underwriting Provisions	149,851	9,822	445,564	97,010	10,531	476,254	23,101	19,044	17,208	6,389
Actuarial Contract Liabilities	2,894,100	98,082	33,850,400	426,619	43,386	3,889,013	-	481,326	286,793	15,170
LongTerm Liabilities	38,793	-	-	175,652	145,212	416,002	37,141	-	145,846	55,860
Current Liabilities	103,920	285,528	2,811,593	68,628	14,902	444,920	26,140	54,191	65,437	7,323
Total Equity And Liabilities	3,446,591	845,041	42,638,426	1,803,736	452,699	7,199,930	483,992	864,740	1,155,590	365,080
Land And Buildings	-	-	473,170	100,124	-	-	-	-	-	-
Investment Property	360,000	-	5,868,730	856,323	365,000	1,891,087	-	324,000	-	75,000
Other Fixed Assets	16,006	28,036	668,271	10,476	5,648	211,869	-	581	-	94
Government Securities	1,182,121	528,515	11,247,859	350,262	63,646	1,869,744	151,453	174,100	249,741	69,821
Other Securities	34,819	-	-	-	-	526,382	-	-	-	-
Investment in Related Companies	-	-	5,521,296	-	-	-	-	-	-	-
Corporate Bonds	93,648	-	801,476	19,877	-	412,574	43,096	-	53,334	-
Commercial Papers	59,459	-	223,270	-	-	-	10,527	-	-	-
Debentures	-	-	-	-	-	-	-	-	-	-
Ordinary Shares Quoted	654,158	-	6,296,824	143,847	1,287	290,381	42,049	1,834	29,563	6,969
Ordinary Shares Unquoted	34,517	-	115,587	4,911	-	-	-	1,484	-	-
Preference Shares Quoted	-	-	-	-	-	-	-	-	-	-
Preference Shares Unquoted	-	-	-	-	-	-	-	-	-	-
Loans Secured & Unsecured	14,006	-	571,379	16,770	-	233,259	-	48,345	-	-
Mortgages	-	-	929,117	100,441	-	191,765	-	-	-	-
Term Deposits	701,276	-	672,847	60,326	-	931,250	169,976	221,806	592,505	170,474
Cash and Cash Balances	28,418	61,810	-	11,926	3,579	108,052	6,515	42,743	65,944	4,231
Outstanding Premiums	199,583	-	783,382	6,261	12,460	220,872	14,931	-	79,557	32,159
Other Receivables	35,191	226,681	1,457,845	-	-	261,855	-	49,847	12,016	-
Other Assets	6,369	-	6,180,488	119,704	1,048	-	45,447	-	70,072	6,332
Intangible Assets	27,019	-	826,885	2,488	30	50,839	-	-	2,857	-
Total Assets	3,446,591	845,041	42,638,426	1,803,736	452,699	7,199,930	483,992	864,740	1,155,590	365,080

Amounts in Thousand Shillings

Continued next page

Continued from previous page

APPENDIX 14: SUMMARY OF LONG TERM INSURANCE BUSINESS BALANCE SHEETS AS AT 30.09.2015										
Company	GA LIFE INSURANCE COMPANY	GEMINIA INSURANCE COMPANY	ICEA LION LIFE ASSURANCE COMPANY	JUBILEE INSURANCE COMPANY	KENINDIA ASSURANCE COMPANY	KENYA ORIENT LIFE ASSURANCE	KENYA REINSURANCE CORPORATION	LIBERTY LIFE ASSURANCE	MADISON INSURANCE COMPANY	METROPOLITAN LIFE ASSURANCE
Share Capital	200,000	150,000	450,000	500,000	161,388	150,000	-	612,340	150,000	416,725
Share Premium	-	-	-	-	-	-	-	-	-	491,068
Revaluation Reserves	-	-	-	-	-	-	-	311,465	-	-
Statutory Reserves	85,647	-	4,690,251	2,093,411	2,679,765	-	2,891,013	1,355,010	1,213,024	-
Retained Earnings	5,129	-	1,958,213	-	19,011	(23,319)	-	(141,471)	62,000	(822,959)
Other Reserves	-	-	-	-	-	-	-	-	-	-
Total Equity	290,776	150,000	7,098,464	2,593,411	2,860,164	126,681	2,891,013	2,137,343	1,425,024	84,834
Underwriting Provisions	300	-	129,775	634,690	-	-	-	452,588	55,279	83,683
Actuarial Contract Liabilities	1,985,365	-	40,009,939	40,426,349	18,318,251	286,840	2,097,681	19,344,279	4,502,379	640,192
LongTerm Liabilities	385	-	1,320,562	-	-	-	-	628,661	-	-
Current Liabilities	23,611	456,688	346,036	912,962	263,807	8,949	1,259,981	598,384	445,056	65,397
Total Equity And Liabilities	2,300,437	606,688	48,904,776	44,567,412	21,442,221	422,470	6,248,675	23,161,255	6,427,737	874,106
Land And Buildings	-	-	-	-	13,608	-	-	466,120	-	-
Investment Property	597,514	-	10,262,331	3,755,339	1,100,545	-	1,200,000	1,144,500	2,865,000	-
Other Fixed Assets	899	-	229,067	41,284	21,265	14,229	-	146,612	72,479	3,771
Government Securities	1,072,985	195,300	26,236,207	21,438,624	19,188,783	101,544	1,523,101	9,626,957	1,247,028	248,303
Other Securities	-	-	-	-	-	-	-	-	33,763	-
Investment in Related Companies	-	-	676,490	1,714,396	-	-	-	-	-	-
Corporate Bonds	169,891	-	1,516,477	2,022,716	-	18,463	-	2,478,614	133,912	122,494
Commercial Papers	-	-	-	-	51,788	-	-	-	33,555	-
Debentures	-	-	-	-	-	-	-	-	-	-
Ordinary Shares Quoted	37,021	-	5,659,920	5,959,036	231,523	-	-	2,656,636	180,779	68,516
Ordinary Shares Unquoted	-	-	-	1,744,541	675	20,400	-	10,411	1,368,111	-
Preference Shares Quoted	-	-	1,877	-	-	-	-	-	-	-
Preference Shares Unquoted	-	-	-	-	-	-	-	-	-	-
Loans Secured & Unsecured	341	-	346,421	419,622	88,841	-	-	1,045,526	200,323	1,574
Mortgages	-	-	365,347	-	4,813	-	-	303,692	8,609	-
Term Deposits	373,197	359,461	3,258,411	6,348,509	690,262	196,910	3,237,699	4,520,788	186,113	129,155
Cash and Cash Balances	48,430	35,482	18,098	96,576	648	12,639	14,359	53,112	27,375	13,749
Outstanding Premiums	-	-	7,408	677,172	-	23,528	273,516	303,504	16,955	215,618
Other Receivables	-	-	326,722	349,107	44,039	-	-	74,495	53,734	36,322
Other Assets	159	16,445	-	-	-	29,277	-	279,067	-	5,752
Intangible Assets	-	-	-	492	5,432	5,481	-	51,222	-	28,853
Total Assets	2,300,437	606,688	48,904,776	44,567,412	21,442,221	422,470	6,248,675	23,161,255	6,427,737	874,106

Amounts in Thousand Shillings

Continued next page

Continued from previous page

APPENDIX 14: SUMMARY OF LONG TERM INSURANCE BUSINESS BALANCE SHEETS AS AT 30.09.2015										
Company	OLD MUTUAL ASSURANCE COMPANY	PAN AFRICA INSURANCE COMPANY	PIONEER ASSURANCE COMPANY	PRUDENTIAL LIFE ASSURANCE	SAHAM INSURANCE COMPANY	TAKAFUL INSURANCE OF AFRICA	THE KENYAN ALLIANCE INSURANCE	THE MONARCH INSURANCE COMPANY	UAP LIFE ASSURANCE COMPANY	TOTAL
Share Capital	2,174,871	200,000	150,000	250,000	150,000	-	150,000	154,976	932,456	9,832,756
Share Premium	1,884,957	30,260	-	369,064	-	-	-	-	8,637	2,783,986
Revaluation Reserves	-	-	-	-	9,284	-	-	-	27,534	712,504
Statutory Reserves	-	2,028,935	277,113	(197,937)	-	-	6,000	23,096	(95,942)	24,251,094
Retained Earnings	(1,175,571)	(689,970)	321,905	-	2,533	-	39,609	-	(320,242)	(757,427)
Other Reserves	-	-	-	-	-	-	-	151,510	-	816,951
Total Equity	2,884,257	1,569,225	749,018	421,128	161,818	-	195,609	329,583	552,443	37,639,865
Underwriting Provisions	465,640	377,413	87,499	124,708	3,931	-	51,730	50,583	666,792	4,439,385
Actuarial Contract Liabilities	9,476,618	19,095,053	2,478,577	385,089	927,210	-	1,120,849	105,130	7,421,795	210,606,485
LongTerm Liabilities	-	-	118,763	-	1,820	-	16,975	21,572	-	3,123,244
Current Liabilities	769,419	1,671,979	117,000	26,677	87,218	-	7,103	45,864	354,449	11,343,162
Total Equity And Liabilities	13,595,934	22,713,669	3,550,857	957,602	1,181,997	-	1,392,267	552,731	8,995,480	267,152,139
Land And Buildings	854,420	364,541	-	-	-	-	-	-	-	2,271,983
Investment Property	891,000	1,007,000	696,559	-	74,000	-	-	224,792	880,000	34,438,720
Other Fixed Assets	109,481	86,518	29,099	24,229	4,009	-	3,630	29,426	35,014	1,791,993
Government Securities	3,650,900	11,912,630	285,000	259,092	255,899	-	101,450	83,436	3,150,709	116,465,210
Other Securities	18,315	1,488,052	-	-	-	-	-	-	-	2,101,331
Investment in Related Companies	-	-	-	-	-	-	-	15,000	-	7,927,182
Corporate Bonds	817,811	1,904,699	-	-	73,571	-	50,000	-	868,689	11,601,342
Commercial Papers	-	344,616	-	-	-	-	-	-	429,381	1,152,596
Debentures	-	-	-	-	-	-	-	-	-	-
Ordinary Shares Quoted	3,920,697	2,350,440	11,240	-	14,983	-	-	-	1,986,254	30,543,957
Ordinary Shares Unquoted	358,720	-	4,441	-	-	-	-	-	19,535	3,683,333
Preference Shares Quoted	-	-	-	-	-	-	-	-	-	1,877
Preference Shares Unquoted	-	-	-	-	-	-	-	-	-	-
Loans Secured & Unsecured	290,688	27,575	133,725	20,740	8,346	-	-	-	12,131	3,479,612
Mortgages	28,532	748,138	-	-	-	-	-	-	23,867	2,704,321
Term Deposits	1,119,781	1,097,033	1,853,500	-	733,460	-	964,749	1,066	781,787	29,372,341
Cash and Cash Balances	144,766	671,516	129,455	586,100	4,875	-	6,427	570	88,366	2,285,761
Outstanding Premiums	72,026	497,510	244,014	6,609	4,013	-	127,298	71,938	584,447	4,474,761
Other Receivables	1,126,262	-	105,131	2,253	-	-	-	-	70,408	4,231,908
Other Assets	185,496	86,497	48,096	58,454	8,844	-	138,712	118,049	64,892	7,469,200
Intangible Assets	7,040	126,902	10,598	126	-	-	-	8,455	-	1,154,719
Total Assets	13,595,934	22,713,669	3,550,857	957,602	1,181,997	-	1,392,267	552,731	8,995,480	267,152,139

Amounts in Thousand Shillings

APPENDIX 15: SUMMARY OF GENERAL INSURANCE BUSINESS BALANCE SHEETS AS AT 30.09.2015

Company	AAR INSURANCE KENYA	AFRICAN MERCHANT ASSURANCE COMPANY	AIG INSURANCE COMPANY	APA INSURANCE COMPANY	BRITAM GENERAL INSURANCE COMPANY	BRITISH AMERICAN INSURANCE COMPANY	CANNON ASSURANCE COMPANY	CIC GENERAL INSURANCE COMPANY	CONTINENTAL REINSURANCE	CORPORATE INSURANCE COMPANY
Share Capital	400,000	700,000	450,000	1,250,000	550,000	700,000	300,000	1,700,000	500,000	300,000
Share Premium	600,523	-	-	-	-	-	-	-	-	-
Revaluation Reserves	-	-	(90,255)	54,281	-	-	274,154	(13,129)	47,357	-
Statutory Reserves	-	-	-	-	-	-	-	-	-	-
Retained Earnings	(295,610)	790,634	1,628,242	2,680,960	(32,779)	648,160	281,734	2,312,289	123,227	687,717
Other Reserves	-	9,863	-	435,941	-	251,553	-	25,321	-	-
Total Equity	704,913	1,500,497	1,987,987	4,421,182	517,221	1,599,713	855,887	4,024,481	670,583	987,717
Underwriting Provisions	2,612,380	1,751,267	1,811,426	8,323,740	2,608,729	3,064,910	1,288,843	6,538,467	570,106	291,889
Actuarial Contract Liabilities	-	-	-	-	-	-	-	-	-	-
LongTerm Liabilities	-	10,798	-	-	-	-	-	-	-	-
Current Liabilities	164,604	176,521	394,990	555,504	621,406	371,245	134,043	186,742	156,457	162,677
Total Equity And Liabilities	3,481,897	3,439,083	4,194,403	13,300,425	3,747,356	5,035,868	2,278,773	10,749,690	1,397,146	1,442,283
Land And Buildings	-	49,797	-	-	-	-	100,124	272,816	-	-
Investment Property	-	497,500	600,000	943,000	-	6,643	260,000	1,366,667	-	780,000
Other Fixed Assets	39,820	90,769	65,275	91,938	16,189	204,723	25,880	346,255	24,412	4,303
Government Securities	366,040	275,000	2,385,501	4,208,960	788,091	2,348,833	367,940	1,238,138	213,819	116,100
Other Securities	-	-	-	-	452,595	-	-	512,783	-	-
Investment in Related Companies	-	-	-	474,225	215,588	-	30,000	-	-	-
Corporate Bonds	-	24,634	-	17,733	62,600	458,233	33,103	-	65,015	-
Commercial Papers	-	-	-	297,631	-	-	-	174,040	21,054	-
Debentures	-	-	-	-	-	-	-	-	-	-
Ordinary Shares Quoted	-	15,076	-	2,169,486	372,095	177,401	504,378	318,354	74,220	3,280
Ordinary Shares Unquoted	-	-	-	52,369	-	16,558	248,006	17,669	-	246
Preference Shares Quoted	-	-	-	-	-	-	-	-	-	-
Preference Shares Unquoted	-	-	-	-	-	-	-	-	-	-
Loans Secured & Unsecured	-	17,231	39,623	98,600	-	-	11,146	358,248	3,335	-
Mortgages	-	-	-	9,775	-	-	35,667	-	13,366	-
Term Deposits	1,654,043	1,084,152	102,418	2,109,710	564,759	154,723	49,581	2,566,073	351,032	216,140
Cash and Cash Balances	56,886	106,141	348,629	191,634	72,490	-	11,740	69,099	10,508	4,536
Outstanding Premiums	800,966	1,084,005	575,933	1,949,758	900,655	798,610	332,434	2,500,910	469,933	264,809
Other Receivables	526,717	28,667	-	197,998	45,745	408,208	168,600	494,364	-	17,633
Other Assets	-	153,501	77,024	147,044	80,189	74,823	25,615	19,659	9,932	21,883
Intangible Assets	37,425	12,611	-	340,564	176,359	387,114	74,559	494,615	140,520	13,353
Total Assets	3,481,897	3,439,083	4,194,403	13,300,425	3,747,356	5,035,868	2,278,773	10,749,690	1,397,146	1,442,283

Amounts in thousand Shillings

Continued next page

Continued from previous page

APPENDIX 15: SUMMARY OF GENERAL INSURANCE BUSINESS BALANCE SHEETS AS AT 30.09.2015										
Company	DIRECTLINE ASSURANCE COMPANY	EAST AFRICA REINSURANCE COMPANY	FIDELITY SHIELD INSURANCE COMPANY	FIRST ASSURANCE COMPANY	GA GENERAL INSURANCE COMPANY	GATEWAY INSURANCE COMPANY	GEMINIA INSURANCE COMPANY LIMITED	HERITAGE INSURANCE COMPANY	ICEA LION GENERAL INSURANCE COMPANY	INTRA-AFRICA ASSURANCE COMPANY
Share Capital	300,000	1,000,000	450,000	450,000	450,000	452,909	300,000	500,000	1,000,000	300,000
Share Premium	-	-	-	-	-	135	-	-	-	-
Revaluation Reserves	(30,641)	231,693	80,697	132,308	829,766	-	326,992	-	451,313	291,872
Statutory Reserves	-	-	-	-	-	-	-	-	-	-
Retained Earnings	504,114	1,051,447	463,874	1,340,355	1,181,757	(43,154)	693,798	1,380,055	1,996,584	234,838
Other Reserves	-	10,763	-	-	219,566	-	87,938	-	-	-
Total Equity	773,473	2,293,903	994,571	1,922,663	2,681,089	409,890	1,408,728	1,880,055	3,447,897	826,710
Underwriting Provisions	3,481,006	2,606,532	1,765,215	2,359,650	4,128,428	1,230,145	1,752,727	2,685,180	4,242,038	767,223
Actuarial Contract Liabilities	-	-	-	-	-	-	-	-	-	-
LongTerm Liabilities	-	90,476	309,066	-	-	48,821	969	-	479,041	20,284
Current Liabilities	77,742	1,020,690	136,736	635,505	1,003,115	185,213	148,537	447,300	813,782	30,065
Total Equity And Liabilities	4,332,220	6,011,601	3,205,589	4,917,817	7,812,632	1,874,068	3,310,960	5,012,536	8,982,759	1,644,282
Land And Buildings	-	400,563	243,885	180,681	1,163,250	-	19,762	120,000	-	120,800
Investment Property	299,400	736,308	1,142,102	1,370,310	1,273,290	984,000	721,000	-	2,355,000	270,000
Other Fixed Assets	94,912	4,208	44,888	22,418	41,710	24,698	37,797	108,789	169,980	24,199
Government Securities	1,064,121	587,723	222,278	430,819	1,093,817	214,700	444,000	1,727,360	3,040,651	224,700
Other Securities	-	-	-	-	-	-	-	-	-	-
Investment in Related Companies	-	-	-	52,929	308,827	-	-	88,369	50,147	-
Corporate Bonds	-	365,636	-	70,264	301,415	15,000	23,748	208,981	307,860	-
Commercial Papers	448,727	-	-	-	41,049	-	-	-	-	-
Debentures	-	-	-	-	-	-	-	-	-	-
Ordinary Shares Quoted	229,904	83,657	113,939	55,747	404,564	958	192,691	144,542	862,160	65,000
Ordinary Shares Unquoted	-	-	-	-	184,898	82,411	316,150	-	15,858	-
Preference Shares Quoted	-	-	-	-	-	-	-	-	-	-
Preference Shares Unquoted	-	-	-	-	-	-	-	-	-	-
Loans Secured & Unsecured	-	3,684	10,610	24,556	315,059	4,118	17,222	75,154	-	6,790
Mortgages	-	30,153	27,857	-	-	-	-	282,925	-	12,733
Term Deposits	733,234	2,221,156	150,198	1,526,588	1,084,839	327,278	830,781	953,247	371,030	272,668
Cash and Cash Balances	632,369	146,210	11,231	28,830	-	21,315	86,569	75,692	871	58,490
Outstanding Premiums	29,280	890,896	1,068,809	829,126	1,236,043	139,138	304,919	874,331	1,078,609	474,360
Other Receivables	-	96,933	-	10,892	1,882	-	45,278	83,441	96,343	90,769
Other Assets	698,229	153,871	110,530	249,496	64,072	53,756	269,155	244,863	337,835	-
Intangible Assets	102,044	290,604	59,261	65,160	297,916	6,696	1,890	24,841	296,416	23,773
Total Assets	4,332,220	6,011,601	3,205,589	4,917,817	7,812,632	1,874,068	3,310,960	5,012,536	8,982,759	1,644,282

Amounts in thousand Shillings

Continued next page

Continued from previous page

APPENDIX 15: SUMMARY OF GENERAL INSURANCE BUSINESS BALANCE SHEETS AS AT 30.09.2015

Company	INVESCO ASSURANCE COMPANY	JUBILEE INSURANCE COMPANY	KENINDIA ASSURANCE COMPANY	KENYA ORIENT INSURANCE COMPANY	KENYA REINSURANCE CORPORATION	MADISON INSURANCE COMPANY	MAYFAIR INSURANCE COMPANY	OCCIDENTAL INSURANCE COMPANY	PACIS INSURANCE COMPANY	PHOENIX OF EAST AFRICA ASSURANCE
Share Capital	1,680,000	2,000,000	400,000	810,721	1,749,873	300,000	525,000	693,000	300,000	300,000
Share Premium	-	-	1,198	-	-	-	-	-	5,712	-
Revaluation Reserves	763	367,991	47,712	390,712	6,965	-	334,607	18,214	(126)	153,105
Statutory Reserves	-	-	-	-	-	-	-	-	-	-
Retained Earnings	(1,322,098)	3,224,311	712,729	86,884	15,272,579	605,605	495,691	275,574	388,652	1,143,509
Other Reserves	-	-	236,119	50,000	1,591,531	-	-	-	(17,903)	-
Total Equity	358,665	5,592,302	1,397,758	1,338,318	18,620,948	905,605	1,355,297	986,788	676,335	1,596,614
Underwriting Provisions	2,912,328	7,099,910	2,647,793	1,243,151	8,981,226	1,193,035	1,623,415	1,279,115	836,085	286,695
Actuarial Contract Liabilities	-	-	-	-	-	-	-	-	-	-
LongTerm Liabilities	72,200	-	71,652	99,278	-	-	-	-	-	-
Current Liabilities	94,323	2,276,271	1,362,971	246,781	607,722	82,379	460,389	107,048	142,859	46,547
Total Equity And Liabilities	3,437,517	14,968,482	5,480,174	2,927,528	28,209,896	2,181,019	3,439,101	2,372,951	1,655,279	1,929,856
Land And Buildings	76,922	-	588,430	80,478	56,892	-	188,881	-	75,500	-
Investment Property	1,178,480	-	1,314,880	413,481	6,037,695	192,000	380,768	441,683	688,145	-
Other Fixed Assets	67,089	50,254	90,439	45,284	80,492	57,932	74,200	29,658	45,681	41,828
Government Securities	189,000	2,965,577	841,246	175,675	7,723,357	165,432	408,341	602,193	145,570	163,000
Other Securities	-	-	-	-	-	-	-	-	-	-
Investment in Related Companies	-	1,635,256	81,905	26,685	2,008,062	-	323,673	-	-	143,807
Corporate Bonds	-	324,955	-	5,080	482,175	17,014	130,820	36,369	-	-
Commercial Papers	-	-	-	-	-	60,143	-	-	-	-
Debentures	-	-	-	-	-	-	-	-	-	-
Ordinary Shares Quoted	2,836	2,081,490	84,041	4,395	2,695,834	-	237,131	128,343	2,664	303,884
Ordinary Shares Unquoted	-	567,415	122,779	1,070,651	167,113	317,169	433,614	100,825	1,533	-
Preference Shares Quoted	-	411	-	-	129	-	-	-	-	-
Preference Shares Unquoted	-	-	-	-	-	-	-	-	-	-
Loans Secured & Unsecured	-	22,317	-	-	-	-	11,629	-	-	5,996
Mortgages	-	52,277	-	-	641,744	-	-	-	-	-
Term Deposits	342,739	1,203,653	606,030	106,900	2,979,459	377,226	757,395	451,059	31,072	752,878
Cash and Cash Balances	39,698	67,808	124,535	-	326,089	130,235	29,782	93,965	13,661	16,334
Outstanding Premiums	515,932	4,919,366	521,422	544,119	2,627,267	586,424	250,078	405,901	476,887	201,588
Other Receivables	558,207	453,526	-	160,746	439,978	252,664	-	65,081	142,081	38,201
Other Assets	-	250,650	1,102,952	101,781	651,903	24,780	208,493	17,874	17,310	219,469
Intangible Assets	466,613	373,527	1,515	192,253	1,291,708	-	4,294	-	15,175	42,870
Total Assets	3,437,517	14,968,482	5,480,174	2,927,528	28,209,896	2,181,019	3,439,101	2,372,951	1,655,279	1,929,856

Amounts in thousand Shillings

Continued next page

Continued from previous page

APPENDIX 15: SUMMARY OF GENERAL INSURANCE BUSINESS BALANCE SHEETS AS AT 30.09.2015										
Company	RESOLUTION INSURANCE COMPANY	SAHAM INSURANCE COMPANY	TAKAFUL INSURANCE OF AFRICA	TAUSI ASSURANCE COMPANY	THE KENYAN ALLIANCE INSURANCE COMPANY	THE MONARCH INSURANCE COMPANY	TRIDENT INSURANCE COMPANY	UAP INSURANCE COMPANY	XPLICO INSURANCE COMPANY	TOTAL
Share Capital	330,000	300,000	470,203	600,000	300,000	316,476	500,000	600,000	407,500	24,635,682
Share Premium	270,000	-	50,000	-	-	-	-	-	-	927,568
Revaluation Reserves	4,324	2,745	-	114,158	72,384	-	205,130	1,883,016	19,670	6,207,778
Statutory Reserves	-	-	-	-	-	-	-	-	-	-
Retained Earnings	(114,034)	143,367	(53,752)	159,024	1,085,397	143,282	1,544,880	4,629,829	165,870	46,215,541
Other Reserves	-	-	146,400	(5,935)	5,905	22,200	25,000	-	-	3,094,262
Total Equity	490,290	446,111	612,851	867,247	1,463,686	481,958	2,275,010	7,112,844	593,040	81,080,827
Underwriting Provisions	693,873	338,296	603,940	836,915	1,406,834	423,843	1,468,494	6,107,138	842,936	94,704,923
Actuarial Contract Liabilities	-	-	-	-	-	-	-	-	-	-
LongTerm Liabilities	-	-	-	38,219	49,978	-	45,729	-	-	1,336,511
Current Liabilities	220,493	168,090	141,450	170,391	203,090	36,437	304,042	2,016,552	252,609	16,363,318
Total Equity And Liabilities	1,404,656	952,497	1,358,241	1,912,771	3,123,587	942,238	4,093,275	15,236,534	1,688,585	193,485,575
Land And Buildings	-	-	-	217,912	91,523	-	226,220	2,700	77,300	4,354,436
Investment Property	-	-	-	-	1,391,135	332,109	1,345,399	3,450,000	19,200	30,790,195
Other Fixed Assets	129,546	12,878	40,425	21,017	40,695	1,260	17,361	73,500	138,274	2,540,976
Government Securities	145,859	222,757	82,923	749,921	150,000	106,313	273,050	2,210,937	80,000	38,759,742
Other Securities	-	-	-	32,503	-	-	19,562	-	103,000	1,120,443
Investment in Related Companies	-	-	30,000	-	-	-	-	-	25,251	5,494,724
Corporate Bonds	-	82,886	77,452	-	25,650	-	26,250	578,883	-	3,741,756
Commercial Papers	-	-	-	-	-	-	-	277,435	-	1,320,079
Debentures	-	-	-	-	-	-	-	-	-	-
Ordinary Shares Quoted	-	43,616	-	171,654	29,884	1	8,048	2,351,294	-	13,932,567
Ordinary Shares UnQuoted	-	-	-	6,662	-	59	7,985	54,404	-	3,784,374
Preference Shares Quoted	-	-	-	-	-	-	-	-	-	540
Preference Shares Unquoted	-	-	-	-	-	-	-	-	-	-
Loans Secured & Unsecured	1,068	10,189	-	6,861	11,512	-	1,470,983	1,091,528	2,946	3,620,405
Mortgages	-	-	-	112,339	-	-	-	202,596	-	1,421,432
Term Deposits	682,551	379,986	363,758	296,111	727,893	23,946	10,905	1,112,484	348,947	28,878,642
Cash and Cash Balances	188,639	4,880	177,799	33,096	-	8,671	33,520	227,306	12,404	3,461,662
Outstanding Premiums	36,262	163,895	460,378	55,194	499,947	343,987	581,075	2,285,233	677,816	32,756,295
Other Receivables	9,349	-	-	64,496	19,855	5,170	39,188	537,938	131,887	5,231,837
Other Assets	49,364	31,410	85,747	143,752	64,084	80,359	6,823	486,878	60,383	6,395,489
Intangible Assets	162,018	-	39,760	1,253	71,409	40,363	26,907	293,418	11,178	5,879,982
Total Assets	1,404,656	952,497	1,358,241	1,912,771	3,123,587	942,238	4,093,275	15,236,534	1,688,585	193,485,575

Amounts in thousand Shillings