



IRA

INSURANCE REGULATORY AUTHORITY

Insurance Industry Report for the Period

January – June 2014

Second Quarter Release

August, 2014

INTRODUCTION

About Insurance Regulatory Authority

The Insurance Regulatory Authority (IRA) is a State Corporation whose mandate is to regulate, supervise and develop the insurance industry in Kenya. The key players regulated by IRA are insurance companies, re-insurance companies, insurance brokers, insurance agents, motor assessors, insurance investigators, insurance surveyors, loss adjustors, claim settling agents and risk managers.

The Authority has been working with various stakeholders locally, regionally and internationally to put in place policies that enhances the regulatory environment for the insurance sector growth and increase insurance penetration in the country.

About this release

This is the second quarter 2014 release which provides market information and statistical overview of the insurance industry in Kenya for the period January 2014 to June 2014.

Disclaimer

The information contained in this report has been extracted from the quarterly unaudited returns submitted to the Authority in line with Section 54 of the Insurance Act. No adjustments have been made to the data in the returns except where necessary in consultation with the insurer(s) or reinsurer(s).

All the amounts are given in thousand Kenya shillings ('000' KES) except where otherwise stated.

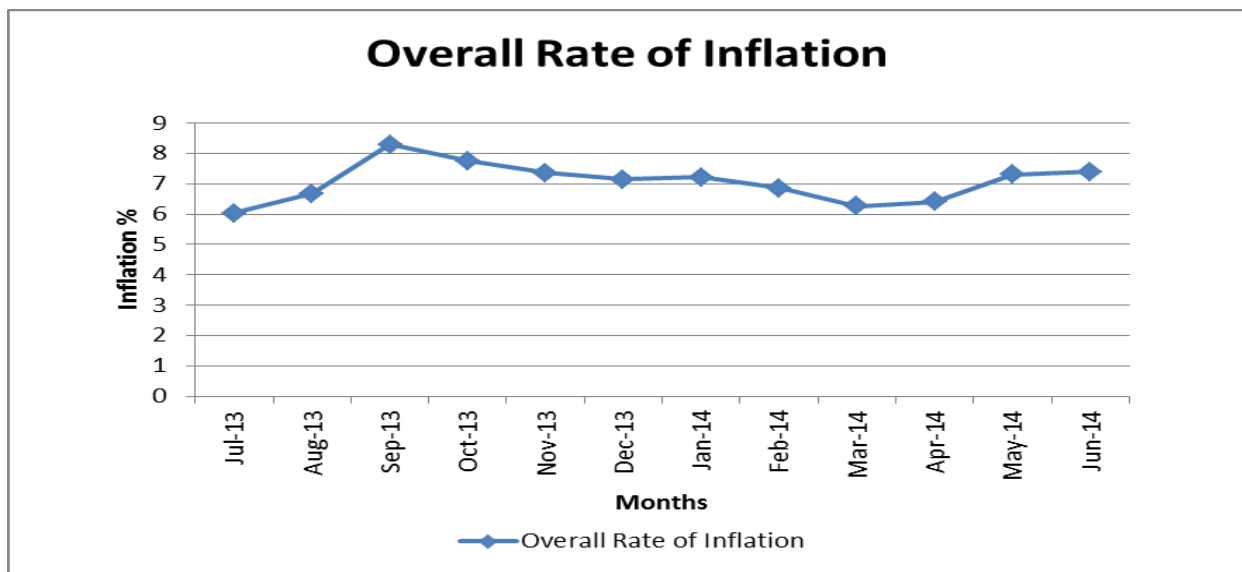
ECONOMIC AND MARKET ANALYSIS

The second quarter of 2014 saw inflation increase steadily from 6.41% recorded at the end of the first quarter to 7.67% by the end of June 2014. However, the central bank further maintained the base lending rate at 8.5% that was prevailing as from the beginning of the financial year 2013-2014.

Some key economic indicators' trends are analyzed below:

Inflation:

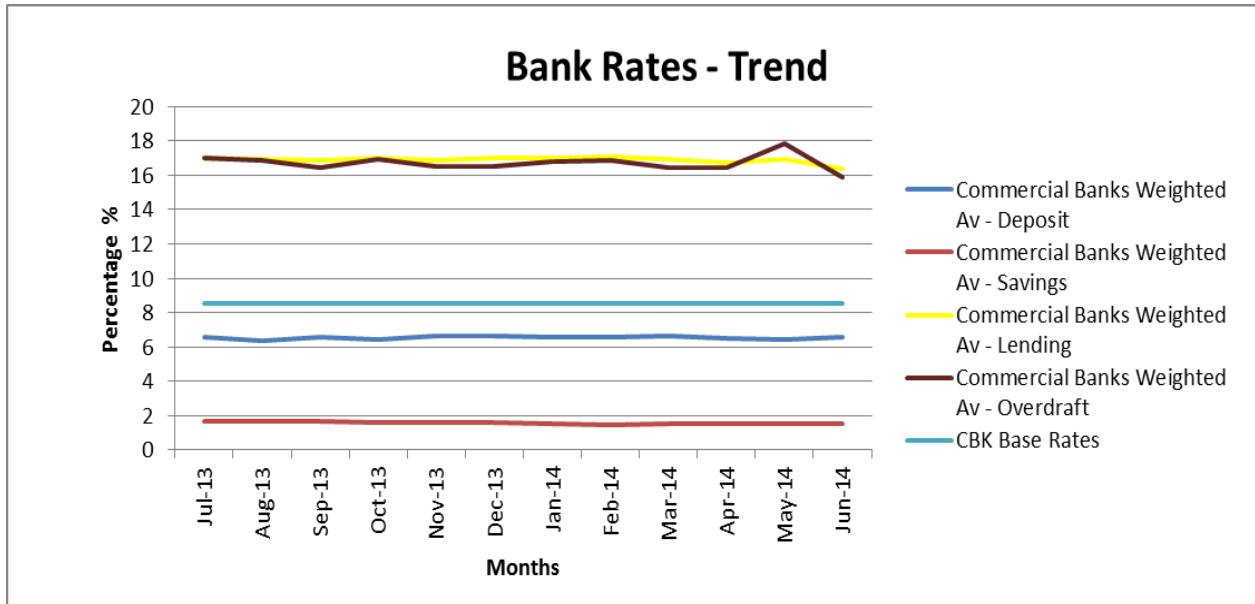
Consumer price index (CPI) measures changes in the price level of consumer goods and services purchased by households. It is a measure that examines the weighted average of prices of a basket of consumer goods and services, such as transportation, food and medical care. Changes in CPI enable the calculation of inflation in the economy.



Source: KNBS

There was a general rise in the inflation rate during the second quarter of 2014. The rate rose from 6.41 % as of April 2014 to 7.67% in June 2014.

Bank Rates:

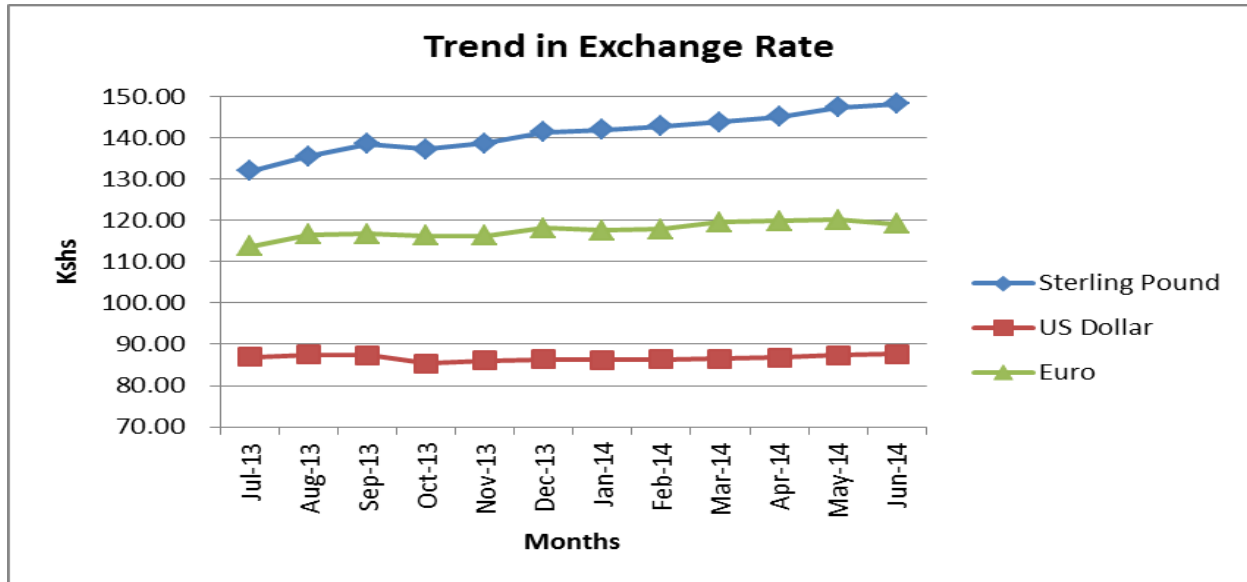


Source: CBK

The commercial banks’ deposit and lending rates remained fairly constant in the second quarter of 2014. The average lending rate fluctuated between 16.9% and 16.4% during the second quarter of 2014. The overdraft rate hit a high of 17.9% in May 2014.

During this period, the CBK Base was maintained at 8.5% which had prevailed as from July 2013.

Exchange rates:



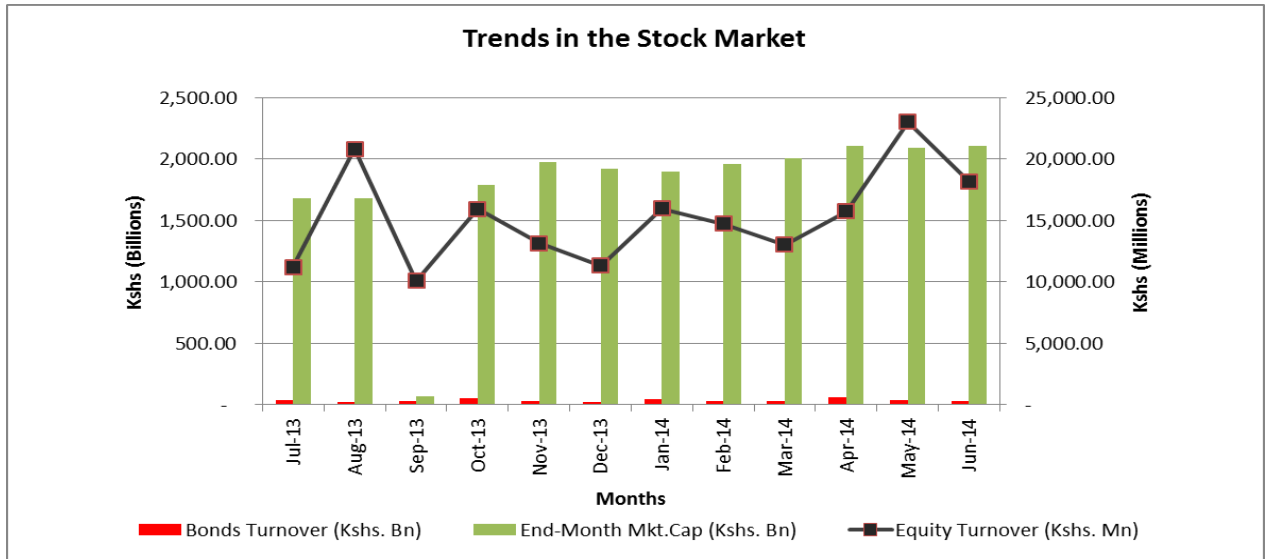
Source: CBK

The shilling gradually weakened against the three major world currencies namely the Sterling Pound, the US Dollar and the Euro. The average exchange rate of the Shilling was 148.15, 87.61 and 119.16 respectively to the Pound, Dollar and Euro respectively.

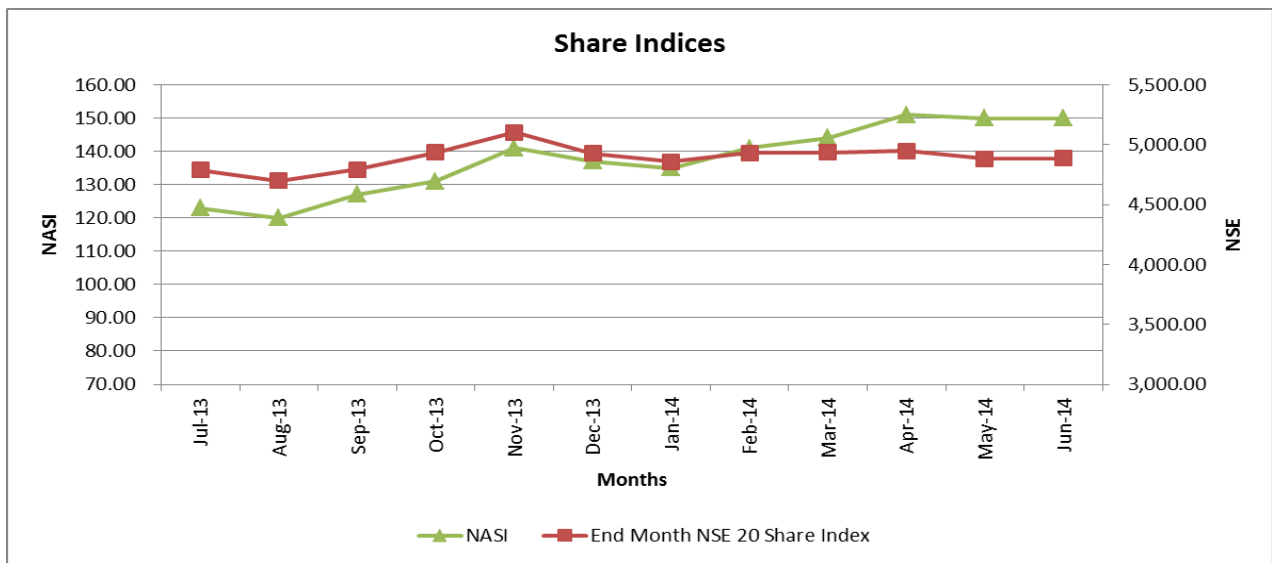
Capital Markets:

On the secondary markets, the average market capitalization rose from KES 2 trillion in quarter one of 2014 to KES 2.1 trillion in the second quarter of 2014 representing 5.1% increase. Equity turnover for the second quarter of 2014 stood at KES 18.2 billion, compared to the KES 13 billion registered in the first quarter of 2013 representing a 39.5% increase. The volume of shares traded stood at 830.9 million by the end of the second quarter of 2014.

The average NSE 20-Share index decreased from 4936 to 4835 and the average NASI increased from 144.0 to 150.0 between the first and the second quarters of 2014.



Source: CMA



Source: CMA

Property Index:

The Hass Composite Letting Index (representative of all property for rental in Kenya) shows rents rose by 2.7% in the second quarter of 2014. Rents have risen by 9.7% in the previous one year period to June 2014.

The Hass Composite Sales Index (representative of all property for sale in Kenya) shows property prices rose by 0.6% in the second quarter of 2014. The overall change has been a 0.05% rise over the previous one year period to June 2014.

The largest percentage increase in lettings in quarter two of 2014 again came from semi-detached houses (Professional Kenyans prefer to rent semi-detached houses). Rents for semi-detached houses have risen by 16% in the previous one year period to June 2014. Improved rental yields are now gaining their luster as an investment, spurring forward growth in the buy-to-rent market (HassConsult Ltd).

ANALYSIS OF KEY INSURANCE INDICATORS

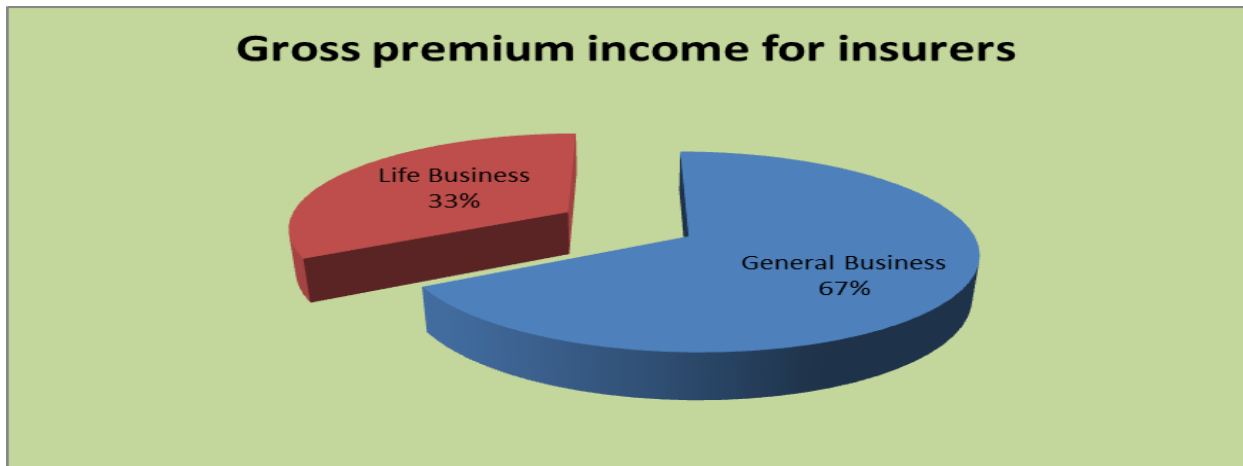
The industry data is summarized in the following table:

Key Performance Indicators						
Indicator	Life Business			General business		
	June 2014	June 2013	Annual	June 2014	June 2013	Annual
	KES '000'	KES '000'	Change (%)	KES '000'	KES '000'	Change (%)
Insurers						
Gross Premium Income	25,234,309	20,575,637	22.6	51,409,400	42,714,356	20.4
Net Premium Income	23,680,268	19,193,533	23.4	37,721,271	30,824,136	22.4
Net Earned Premium Income (GB)	-	-	-	33,982,109	27,853,262	22.0
Claims Incurred (GB)	-	-	-	20,338,286	16,220,104	25.4
Benefit Payment (LT)	13,291,716	9,030,128	47.2	-	-	-
Commissions	2,128,576	1,724,299	23.4	2,591,306	1,855,944	39.6
Management Expenses	4,216,871	3,241,467	30.1	9,798,901	7,591,430	29.1
Underwriting Profits (GB)	-	-	-	1,253,621	2,185,785	-42.6
Shareholders' Funds	32,841,797	23,393,385	40.4	54,452,342	43,886,384	24.1
Total Assets	215,877,934	179,256,399	20.4	138,915,401	131,140,005	5.9
Total Liabilities	183,036,140	155,863,014	17.4	84,463,063	87,253,621	-3.2
Investments	195,997,749	161,769,890	21.2	93,739,188	71,529,783	31.0
Reinsurers						
Gross Premium Income	662,257	651,463	1.7	6,447,325	5,222,258	23.5
Net Premium Income	556,753	550,641	1.1	5,954,396	4,848,128	22.8
Net Earned Premium Income (GB)	-	-	0.0	5,471,763	4,443,855	23.1
Claims Incurred (GB)	-	-	0.0	2,907,787	2,171,799	33.9
Benefit Payment (LT)	214,810	229,449	-6.4	-	-	0.0
Commissions	190,127	135,562	40.3	1,660,661	1,304,527	27.3
Management Expenses	82,644	67,550	22.3	456,905	384,097	19.0
Underwriting Profits (GB)	-	-	0.0	446,409	583,433	-23.5
Shareholders' Funds	3,872,243	3,087,926	25.4	17,834,404	15,030,214	18.7
Total Assets	6,763,280	5,827,393	16.1	30,641,302	26,004,081	17.8
Total Liabilities	2,891,037	2,739,447	5.5	12,806,899	10,973,867	16.7
Investments	6,283,221	5,523,946	13.7	22,872,060	19,857,843	15.2

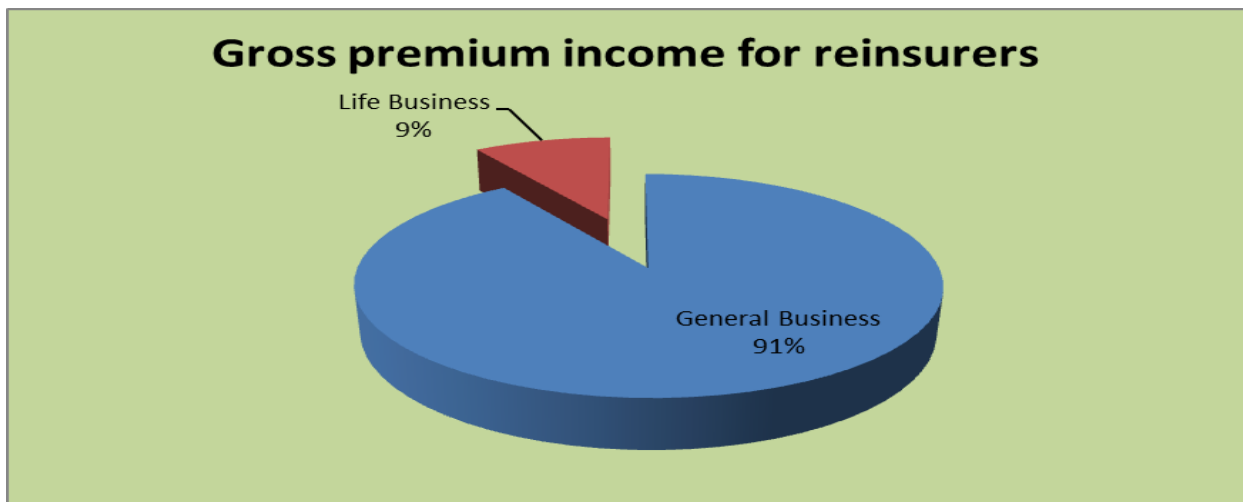
Industry premiums

The industry's gross written insurance premiums amounted to KES 76.6 billion by the end of the second quarter of 2014. This represented an increase of 21.1% from KES 63.3 billion recorded by the end of the same period in the previous year. The premium income reported under life insurance business amounted to KES 25.2 billion while general insurance business premiums were KES 51.4 billion.

The following chart shows the distribution of gross insurance premiums for the industry:



The reinsurance companies reported KES 7.1 billion in gross premiums. These had grown by 21% from KES 5.9 billion reported in the same period of the previous year. The distribution of premiums under reinsurance business is shown in the following chart:



Claims and life benefits paid by insurance companies

Claims incurred under general insurance business amounted to KES 20.3 billion by 30th June 2014. These had increased by 25.4% from KES 16.2 billion recorded in the same period of the previous year. Claims paid during this period amounted to KES 24.2 billion.

Claims and policyholders' benefits under life business amounted to KES 13.3 billion during the same period. These had increased by 47.2% from KES 9 billion recorded in the previous year same period.

Expenses

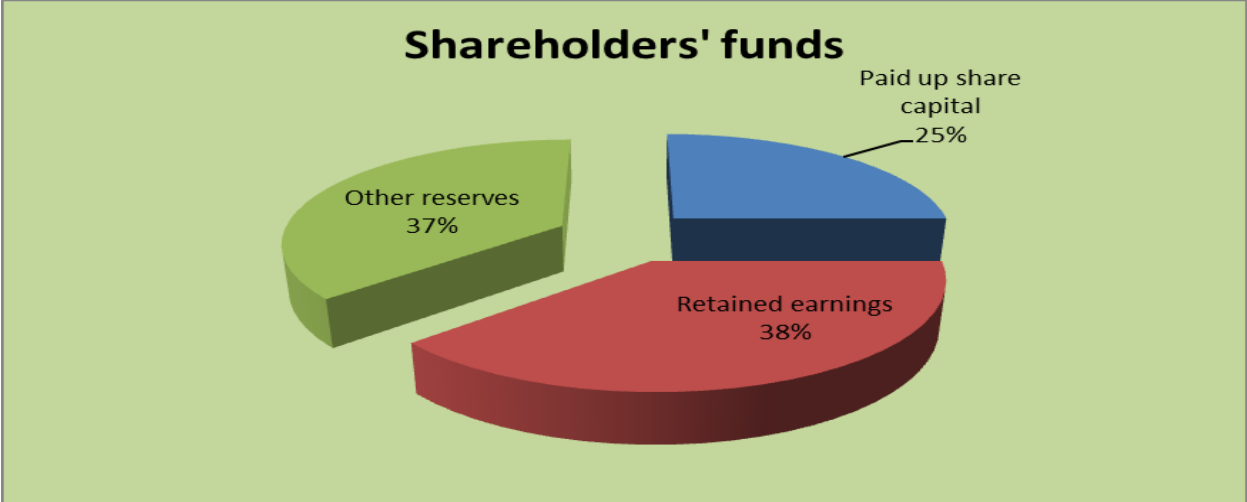
These include commissions and management expenses. The commissions paid by the insurance companies during the second quarter of 2014 amounted to KES 4.7 billion compared to KES 3.60 billion reported during the same period in the previous year. Management expenses amounted to KES 14 billion compared to KES 10.8 billion reported in the same period of 2013, an increase of 29.4%.

The reinsurers' commissions and management expenses were KES 1.9 billion and KES 539.5 million respectively by the end of June 2014, a growth of 28.5% and 19.5% respectively during the 12 months' period.

Shareholders' funds

The shareholders' funds in the Kenya insurance industry amounted to KES109 billion during the period under review. These had increased by 27.6% from KES 85.4 billion reported during the same period in the previous year. The shareholders' funds comprised of KES 27.2 billion in paid up share capital, KES 41.9 billion in retained earnings whereas KES 39.9 billion were other reserves.

The following chart shows the composition of shareholders' funds:

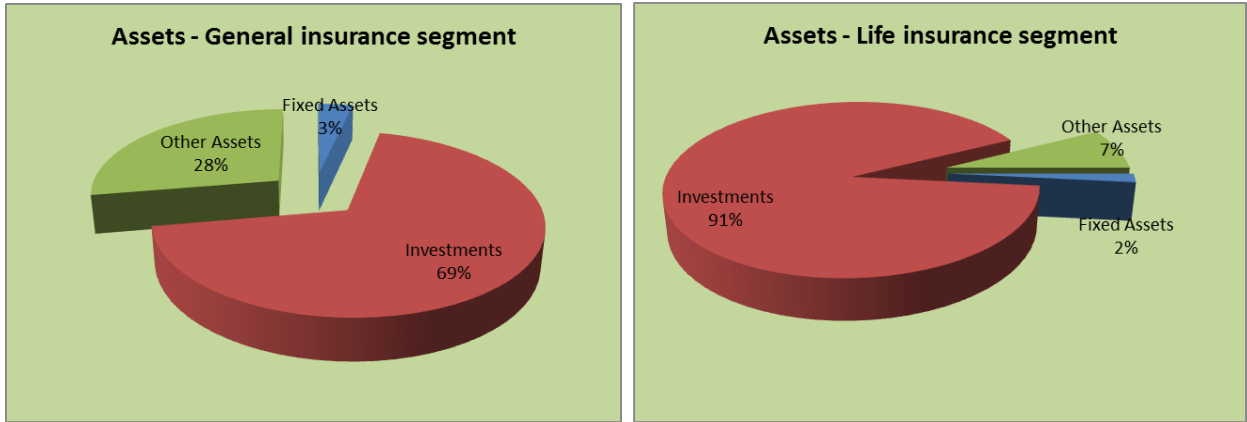


Assets and liabilities

The insurance industry assets amounted to KES 392.2 billion as at the end of the second quarter of 2014. This was a growth of 14.6% from KES 342.2 billion held as at 30th June 2013. The liabilities amounted to KES 283.2 billion representing an increase of 10.3% from the liabilities reported as at 30th June 2013 (KES 256.8 billion).

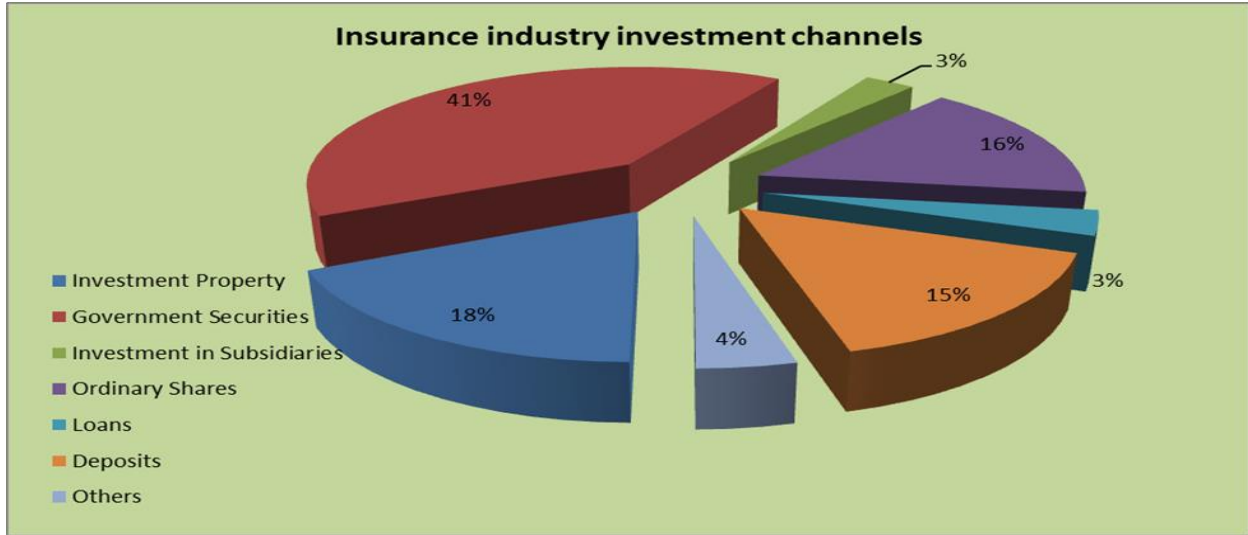
The insurance companies held assets amounting to KES 354.8 billion while their liabilities were valued at KES 267.5 billion. Reinsurance companies held assets of KES 37.4 billion and liabilities of KES 15.7 billion.

The composition of assets, split between the general insurance business and the life segment is shown in the following chart:



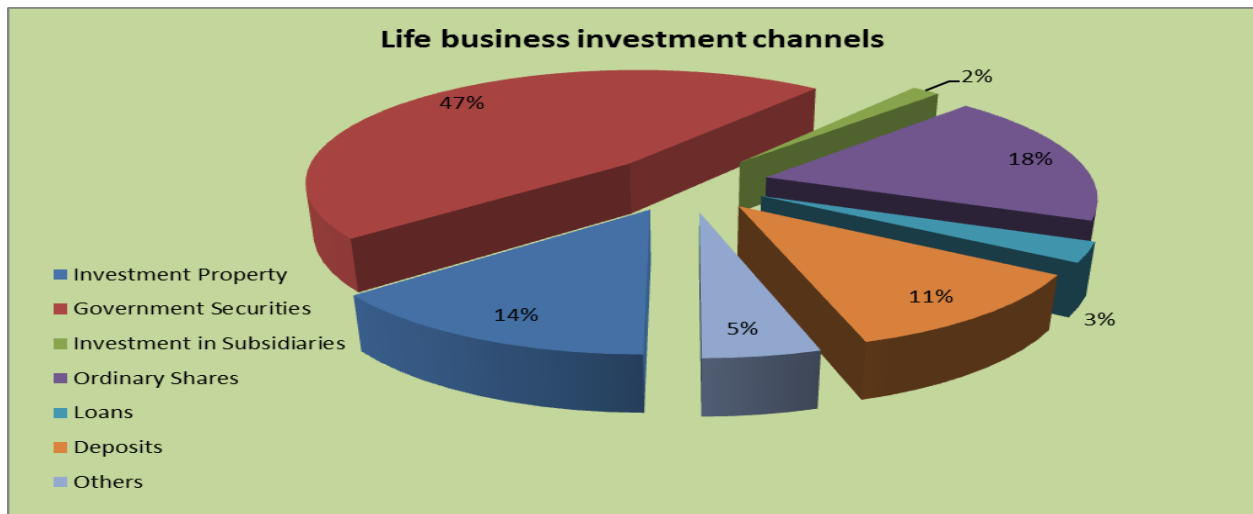
Investments

The total investments for the industry as at the end of the second quarter of 2014 amounted to KES 318.9 billion. This was a growth of 23.3% during the last twelve months. The investments constituted 81.3% of the total industry assets.

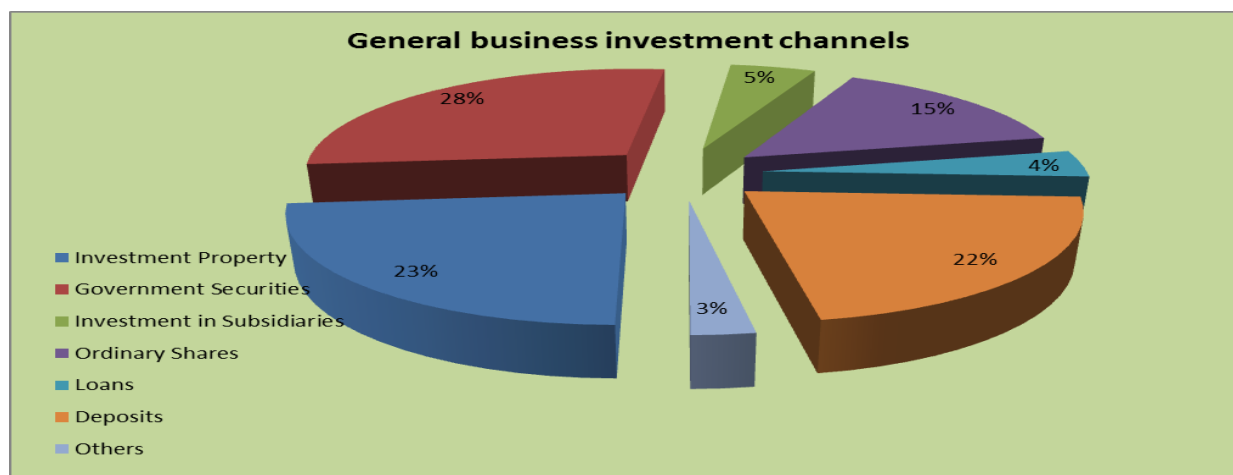


The investments under life insurance business amounted to KES 202.3 billion (63.4% of total industry investments) while general business investments were KES 116.6 billion (36.6% of total investments for the industry).

The investment distribution under life business is shown in the following chart:



The following chart gives the distribution of the investments under general business:



Industry key operating ratios

The industry key operating ratios for both life and general insurance businesses for the second quarter of 2014 are summarized in the following table:

Ratio	Life Business		General business	
	June 2014	June 2013	June 2014	June 2013
Insurers (%)				
Retention Ratio	93.8	93.3	73.4	72.2
Incurred Claims Ratio (GB)	-	-	59.8	58.2
Commission Ratio	9.0	9.0	7.6	6.7
Management Expense Ratio	17.8	16.9	28.8	27.3
Combined Ratio	-	-	96.3	92.2
Shareholders' funds to Total Assets	15.2	13.1	39.2	33.5
Reinsurers (%)				
Retention Ratio	84.1	84.5	92.4	92.8
Incurred Claims Ratio (GB)	-	-	53.1	48.9
Commission Ratio	34.1	24.6	30.3	29.4
Management Expense Ratio	14.8	12.3	8.4	8.6
Combined Ratio	-	-	91.8	86.9
Shareholders' funds to Total Assets	57.3	53.0	58.2	57.8

Definition of ratios

Retention ratio	= (Net premium / Gross premium)*100
Incurred claims ratio	= (Incurred claims / Net earned premium)*100
Commission ratio (general)	= (Commissions / Net earned premium)*100
Commission ratio (life)	= (Commissions / Net premium)*100
Management expense ratio (general)	= (Management expense / Net earned premium)*100
Management expense ratio (life)	= (Management expense / Net premium)*100
Combined ratio (general)	= (Incurred claims ratio + Commissions ratio + Management expense ratio)
Shareholders' funds to total assets	= (Shareholders' funds / Total assets)*100

Statistical Appendices

Appendix 1: Summary of profit & loss accounts under long term insurance business for the period ended 30.06.2014

Appendix 2: Summary of profit & loss accounts under general insurance business for the period ended 30.06.2014

Appendix 3: Summary of long term insurance business gross premium income for the period ended 30.06.2014

Appendix 4: Summary of combined life business revenue accounts for the period ended 30.06.2014

Appendix 5: Summary of gross premium income under general insurance business for the period ended 30.06.2014

Appendix 6: Summary of claims paid under general insurance business for the period ended 30.06.2014

Appendix 7: Summary of claims incurred under general insurance business for the period ended 30.06.2014

Appendix 8: Summary of incurred claims ratios under general insurance business for the period ended 30.06.2014

Appendix 9: Summary of underwriting profits under general insurance business for the period ended 30.06.2014

Appendix 10: Summary of general insurance business revenue accounts for the period ended 30.06.2014

Appendix 11: Summary of long term insurance business balance sheets as at 30.06.2014

Appendix 12: Summary of general insurance business balance sheets as at 30.06.2014

APPENDIX 1: SUMMARY OF PROFIT & LOSS ACCOUNTS UNDER LONG TERM INSURANCE BUSINESS FOR THE PERIOD ENDED 30.06.2014

Company	Profit Transferred from Revenue	Investment Income	Other Income	Total Income	Loss Transferred From Revenue	Management Expenses	Total Outgo	Profit / (Loss) Before Taxation	Provision for Taxation	Profit/(Loss) After Taxation	Unappropriated Profit/(Loss) BF	Transfer To Reserves	Other Appropriations	Dividend	Unappropriated Profit / (Loss) CF
INSURERS															
APA LIFE ASSURANCE COMPANY	-	14,926	(5,516)	9,410	-	-	3,241	6,169	-	6,169	-	-	-	-	6,169
BRITISH AMERICAN INSURANCE	1,258,038	135,728	-	1,393,766	-	-	-	1,393,766	150,000	1,243,766	-	1,243,766	-	-	-
CANNON ASSURANCE COMPANY	-	-	-	-	-	-	-	-	1,529	(1,529)	480,281	-	-	-	478,752
CAPEX LIFE ASSURANCE COMPANY	-	-	(12,241)	(12,241)	-	-	-	(12,241)	-	(12,241)	41,794	-	-	-	29,553
CFC LIFE ASSURANCE COMPANY	205,145	-	-	205,145	-	-	-	205,145	14,797	190,348	(341,363)	-	-	-	(151,014)
CIC LIFE ASSURANCE COMPANY	21,551	-	-	21,551	-	-	-	21,551	-	21,551	-	-	-	-	21,551
CORPORATE INSURANCE COMPANY	44,928	-	-	44,928	-	-	-	44,928	-	44,928	77,623	-	-	-	122,551
FIRST ASSURANCE COMPANY	37,362	-	-	37,362	-	-	-	37,362	-	37,362	-	37,362	-	-	-
GA LIFE ASSURANCE COMPANY	-	7,503	-	7,503	-	-	-	7,503	2,567	4,936	7,731	-	-	-	12,667
GEMINIA INSURANCE COMPANY	12,056	-	-	12,056	-	-	-	12,056	-	12,056	-	-	12,056	-	-
ICEA LION LIFE ASSURANCE	112,000	76,523	-	188,523	-	880	880	187,643	21,977	165,666	1,651,539	-	-	-	1,817,205
JUBILEE INSURANCE COMPANY	217,529	-	-	217,529	-	-	-	217,529	-	217,529	-	-	-	-	217,529
KENINDIA ASSURANCE COMPANY	11,640	966,130	1,933	979,703	-	-	-	979,703	-	979,703	-	-	-	-	979,703
MADISON INSURANCE COMPANY	-	-	-	-	-	-	-	-	-	-	4,773,172	-	-	-	4,773,172
METROPOLITAN INSURANCE	-	13,961	-	13,961	-	33,096	33,096	(19,135)	5,429	(24,564)	(658,177)	-	-	-	(682,741)
OLD MUTUAL LIFE ASSURANCE	-	50,154	-	50,154	-	2,084	2,084	48,070	30,267	17,802	(1,142,151)	-	-	-	(1,124,348)
PAN AFRICA INSURANCE COMPANY	3,598,151	-	-	3,598,151	3,404,719	-	3,404,719	193,432	-	193,432	(20,520)	193,432	-	-	(20,520)
PIONEER ASSURANCE COMPANY	24,497	-	-	24,497	-	-	-	24,497	7,349	17,148	129,936	-	-	-	147,084
SAHAM INSURANCE COMPANY	-	43,250	176	43,426	-	21,009	21,009	22,417	-	22,417	-	-	-	-	22,417
SHIELD ASSURANCE COMPANY	-	-	1,598	1,598	-	-	-	1,598	3,376	(1,778)	-	-	-	-	(1,778)
THE KENYAN ALLIANCE INSURANCE	-	-	-	-	-	-	-	-	-	-	45,335	-	-	-	45,335
THE MONARCH INSURANCE	-	-	-	-	2,239	-	2,239	(2,239)	-	(2,239)	60,215	-	-	-	57,976
UAP LIFE ASSURANCE COMPANY	-	-	-	-	122,823	-	122,823	(122,823)	-	(122,823)	-	-	-	-	(122,823)
TOTAL	5,542,897	1,308,175	(14,050)	6,837,022	3,529,781	57,069	3,590,091	3,246,931	237,291	3,009,639	5,105,415	1,474,560	12,056	-	6,628,440
REINSURERS															
CONTINENTAL REINSURANCE	16,319	10,621	6	26,946	-	3	3	26,943	-	26,943	-	-	-	-	26,943
EAST AFRICA REINSURANCE	32,171	22,067	-	54,238	-	-	2,184	52,054	5,466	46,588	293,888	11,546	-	-	328,930
KENYA REINSURANCE CORPORATION	143,404	-	-	143,404	-	-	-	143,404	5,262	138,142	3,095,848	-	-	-	3,233,990
TOTAL	191,894	32,688	6	224,588	-	3	2,187	222,401	10,728	211,673	3,389,736	11,546	-	-	3,589,863
GRAND TOTAL	5,734,791	1,340,863	(14,044)	7,061,610	3,529,781	57,072	3,592,278	3,469,332	248,019	3,221,312	8,495,151	1,486,106	12,056	-	10,218,303

Amounts in Thousand Shillings

APPENDIX 2: SUMMARY OF PROFIT & LOSS ACCOUNTS UNDER GENERAL INSURANCE BUSINESS FOR THE PERIOD ENDED 30.06.2014

Company	Profit Transferred from Revenue	Investment Income	Other Income	Total Income	Loss Transferred From Revenue	Management Expenses	Total Outgo	Profit / (Loss) Before Taxation	Provision for Taxation	Profit/(Loss) After Taxation	Unappropriated Profit/(Loss) BF	Transfer To Reserves	Other Appropriations	Dividend	Unappropriated Profit / (Loss) CF
INSURERS															
AAR INSURANCE KENYA	1,809	-	21,293	23,101	-	-	-	23,101	-	23,101	-	-	-	-	23,101
AFRICAN MERCHANT ASSURANCE	63,918	-	-	63,918	-	-	-	63,918	-	63,918	-	-	-	-	63,918
AIG INSURANCE COMPANY	104,636	131,562	-	236,198	-	-	-	236,198	4,850	231,348	954,171	-	-	200,000	985,519
APA INSURANCE COMPANY	26,196	493,835	-	520,030	-	-	62,753	457,278	59,714	397,564	2,092,064	-	-	80,000	2,409,628
BRITISH AMERICAN INSURANCE	152,491	16,775	-	169,266	-	-	-	169,266	48,389	120,877	825,170	946,047	-	-	-
CANNON ASSURANCE COMPANY	23,825	-	-	23,825	-	-	-	23,825	91	23,734	1,084,652	-	-	-	1,108,387
CIC GENERAL INSURANCE COMPANY	-	256,501	-	256,501	75,818	-	75,818	180,683	-	180,683	1,877,148	-	-	-	2,057,831
CORPORATE INSURANCE COMPANY	28,158	-	-	28,158	-	-	-	28,158	-	28,158	386,023	-	-	-	414,180
DIRECTLINE ASSURANCE COMPANY	-	473,092	-	473,092	13,144	-	58,989	414,103	25,231	388,872	328,269	-	-	300,000	417,141
FIDELITY SHIELD INSURANCE	37,052	64,485	-	101,537	-	29,998	56,998	44,538	14,255	30,284	537,207	-	149,548	-	417,943
FIRST ASSURANCE COMPANY	(38,703)	187,615	-	148,912	-	-	-	148,912	-	148,912	827,541	-	-	44,450	932,002
GA INSURANCE COMPANY	348,020	-	848	348,868	-	-	-	348,868	116,906	231,962	677,157	-	-	-	909,119
GATEWAY INSURANCE COMPANY	4,517	-	-	4,517	-	-	-	4,517	1,355	3,162	325,362	-	-	-	328,524
GEMINIA INSURANCE COMPANY	255,380	-	-	255,380	-	-	-	255,380	-	255,380	256,656	-	-	-	512,036
HERITAGE INSURANCE COMPANY	85,057	201,351	551	286,959	-	11,128	16,571	270,388	72,511	197,877	1,285,450	-	-	-	1,483,328
ICEA LION GENERAL INSURANCE	108,944	286,506	-	395,451	-	62,613	84,712	310,739	99,642	211,097	2,050,556	-	-	200,000	2,061,654
INTRA-AFRICA ASSURANCE	15,174	11,104	5,676	31,954	-	(5,866)	(5,156)	37,110	11,133	25,977	137,625	-	-	-	163,602
INVESCO ASSURANCE COMPANY	-	11,426	-	11,426	10,798	-	53,962	(42,536)	(12,761)	(29,775)	(1,122,759)	-	-	-	(1,152,535)
JUBILEE INSURANCE COMPANY	442,137	458,974	2,833	903,944	-	-	-	903,944	211,576	692,368	2,756,217	-	-	-	3,448,585
KENINDIA ASSURANCE COMPANY	103,141	82,139	1,527	186,806	-	5,145	20,726	166,081	49,824	116,257	896,362	-	-	1,012,618	
KENYA ORIENT INSURANCE	75,958	19,983	647	96,589	-	42,580	42,580	54,009	-	54,009	176,184	-	-	-	230,192
MADISON INSURANCE COMPANY	(8,033)	8,458	-	424	-	-	-	424	-	424	381,408	-	-	-	381,832
MAYFAIR INSURANCE COMPANY	93,880	61,987	11,201	167,067	-	619	14,445	152,623	53,418	99,205	275,513	-	-	20,000	354,718
MERCANTILE INSURANCE COMPANY	94,376	65,370	3,815	163,562	-	15,133	17,049	146,512	43,954	102,559	323,724	-	-	-	426,282
OCCIDENTAL INSURANCE COMPANY	(1,950)	11,124	15,945	25,118	-	10,901	7,196	17,923	4,929	12,994	379,743	-	-	-	392,737
PACIS INSURANCE COMPANY	-	293,028	1,813	294,841	61,053	23,831	84,884	209,957	-	209,957	647,918	-	-	130,000	727,875
PHOENIX OF EAST AFRICA	21,087	40,272	2,911	64,270	-	4,035	4,035	60,235	18,070	42,164	344,938	-	-	-	387,103
REAL INSURANCE COMPANY	-	-	3,234	3,234	88,941	-	88,941	(85,707)	-	(85,707)	50,411	-	-	-	(35,296)
RESOLUTION HEALTH INSURANCE	-	32,996	-	32,996	5,542	-	5,542	27,454	8,236	19,218	139,368	-	-	-	158,586
TAKAFUL INSURANCE OF AFRICA	(6,193)	-	-	(6,193)	-	-	-	(6,193)	-	(6,193)	(139,324)	-	-	-	(145,517)
TAUSI ASSURANCE COMPANY	83,947	70,613	-	154,560	-	2,252	8,573	145,987	43,796	102,191	176,183	-	-	-	278,374
THE KENYAN ALLIANCE INSURANCE	57,099	-	-	57,099	-	-	-	57,099	17,130	39,969	955,596	-	-	10,526	985,039
THE MONARCH INSURANCE	20,263	6,767	214	27,244	-	1,744	10,598	16,645	-	16,645	10,403	-	-	-	27,049
TRIDENT INSURANCE COMPANY	75,642	44,679	10,377	130,698	-	12,297	15,225	115,473	-	115,473	1,246,161	-	-	-	1,361,634
UAP INSURANCE COMPANY	28,620	339,219	-	367,839	-	184,336	184,336	183,503	-	183,503	3,178,379	-	-	-	3,361,882
XPLICO INSURANCE COMPANY	148,799	13,655	-	162,454	-	-	-	87,827	74,627	22,388	52,239	-	-	-	52,239
TOTAL	2,445,247	3,683,516	82,885	6,211,645	255,296	400,746	996,604	5,215,042	914,637	4,300,406	24,321,476	946,047	149,548	984,976	26,541,310
REINSURERS															
CONTINENTAL REINSURANCE	51,281	14,141	540	65,962	-	-	3,135	62,827	18,848	43,979	74,568	308	-	53,215	65,024
EAST AFRICA REINSURANCE	32,883	150,852	14,021	197,756	-	-	18,277	179,479	47,996	131,483	880,516	-	-	60,000	951,999
KENYA REINSURANCE CORPORATION	1,559,512	-	26,428	1,585,939	-	-	-	1,585,939	475,778	1,110,161	-	-	-	-	1,110,161
TOTAL	1,643,676	164,993	40,989	1,849,657	-	-	21,412	1,828,245	542,622	1,285,623	955,084	308	-	113,215	2,127,184
GRAND TOTAL	4,088,923	3,848,509	123,874	8,061,302	255,296	400,746	1,018,016	7,043,287	1,457,259	5,586,029	25,276,560	946,355	149,548	1,098,191	28,668,494

Amounts in Thousand Shillings

APPENDIX 3: SUMMARY OF LONG TERM INSURANCE BUSINESS GROSS PREMIUM INCOME FOR THE PERIOD ENDED 30.06.2014											
Company	Life Assurances	Annuities	Personal Pensions	UnitLinked & Linked Investments	Non Linked Investments	Group Life	Group Credit	Permanent Health	Deposit Administration	Total	Market Share (%)
INSURERS											
APA LIFE ASSURANCE COMPANY	13,743	25,928	-	-	-	221,985	36,976	-	161,677	460,309	1.82
BRITISH AMERICAN INSURANCE	2,179,064	232,644	-	524,712	-	297,056	449,680	-	1,094,139	4,777,295	18.93
CANNON ASSURANCE COMPANY	48,543	-	-	-	-	5,164	10,105	-	-	63,812	0.25
CAPEX LIFE ASSURANCE COMPANY	9,309	-	-	-	-	737	-	-	-	10,046	0.04
CFC LIFE ASSURANCE COMPANY	191,850	7,381	-	758,452	-	299,070	-	-	848,025	2,104,778	8.34
CIC LIFE ASSURANCE COMPANY	273,659	4,084	-	-	-	634,667	1,035,510	-	-	1,947,920	7.72
CORPORATE INSURANCE COMPANY	120,488	-	-	-	-	-	-	-	-	120,488	0.48
FIRST ASSURANCE COMPANY	-	-	-	-	-	45,226	23,472	-	-	68,698	0.27
GA LIFE ASSURANCE COMPANY	-	-	-	-	-	4,721	1,383	-	517,184	523,288	2.07
GEMINIA INSURANCE COMPANY	11,701	-	-	-	-	22,686	-	-	-	34,387	0.14
ICEA LION LIFE ASSURANCE	696,560	332,405	604,513	42,577	-	240,569	173,147	-	1,301,683	3,391,453	13.44
JUBILEE INSURANCE COMPANY	878,493	484,139	632,055	-	-	413,493	-	-	1,485,155	3,893,335	15.43
KENINDIA ASSURANCE COMPANY	297,220	-	-	-	-	29,476	-	-	796,801	1,123,497	4.45
MADISON INSURANCE COMPANY	367,003	72,540	41,168	42,043	-	35,280	30,755	-	69,538	658,328	2.61
METROPOLITAN INSURANCE	8,949	-	-	14,005	-	-	118,109	-	-	141,063	0.56
OLD MUTUAL LIFE ASSURANCE	155,471	-	-	450,880	-	174,654	-	-	-	781,006	3.10
PAN AFRICA INSURANCE COMPANY	1,328,689	-	-	-	-	809,790	639,291	-	212,153	2,989,922	11.85
PIONEER ASSURANCE COMPANY	286,165	-	-	18,547	-	291,673	-	-	-	596,385	2.36
SAHAM INSURANCE COMPANY	20,548	-	-	-	-	1	33	-	57,376	77,956	0.31
SHIELD ASSURANCE COMPANY	84,748	-	-	-	-	1,063	-	-	-	85,811	0.34
THE KENYAN ALLIANCE INSURANCE	2,869	-	6,894	-	1,250	165,940	31	-	73,398	250,383	0.99
THE MONARCH INSURANCE	2,290	-	-	-	-	13,429	-	-	-	15,720	0.06
UAP LIFE ASSURANCE COMPANY	141,170	250,052	-	56,872	-	381,342	-	-	288,995	1,118,432	4.43
TOTAL	7,118,532	1,409,173	1,284,630	1,908,088	1,250	4,088,020	2,518,492	-	6,906,124	25,234,312	100.00
REINSURERS											
CONTINENTAL REINSURANCE	1,233	-	-	-	-	36,934	-	-	-	38,167	5.76
EAST AFRICAN REINSURANCE	4,800	-	-	-	-	254,345	-	-	-	259,145	39.13
KENYA REINSURANCE CORPORATION	146,053	-	-	-	-	218,892	-	-	-	364,945	55.11
TOTAL	152,086	-	-	-	-	510,171	-	-	-	662,257	100.00

Amounts in Thousand Shillings

APPENDIX 4: SUMMARY OF COMBINED LIFE BUSINESS REVENUE ACCOUNTS FOR THE PERIOD ENDED 30.06.2014															
Company	Life Fund BF	Gross Premium	Net Premium	Other (Fee) Income	Total Benefits	Claims	Surrenders	Bonuses Paid	Annuities Paid	Net Commissions	Expense of Management	Investment Income	Investment Expenses	Transfer To (From) P & L	Life Fund CF
INSURERS															
APA LIFE ASSURANCE COMPANY	2,253,780	460,309	317,639	-	181,444	163,351	-	-	18,093	14,891	68,930	182,710	6,973	-	2,481,890
BRITISH AMERICAN INSURANCE	23,504,173	4,777,295	4,608,316	-	1,793,890	849,063	427,343	496,143	21,341	677,478	738,180	4,643,953	34,932	-	29,511,963
CANNON ASSURANCE COMPANY	828,089	63,812	52,684	3,184	25,860	25,860	-	-	-	6,023	28,243	19,368	-	-	843,198
CAPEX LIFE ASSURANCE COMPANY	77,349	10,046	10,046	-	4,074	4,074	-	-	-	528	20,666	2,982	-	-	65,108
CFC LIFE ASSURANCE COMPANY	18,721,054	2,104,778	2,028,070	-	1,089,912	1,089,912	-	-	-	114,314	543,686	1,039,385	79,451	-	19,961,144
CIC LIFE ASSURANCE COMPANY	-	1,947,920	1,845,701	-	1,426,484	1,424,418	-	-	2,066	84,581	503,612	147,424	-	-	21,552
CORPORATE INSURANCE COMPANY	-	120,488	120,488	-	42,050	42,050	-	-	-	37,646	16,108	20,245	-	-	44,928
FIRST ASSURANCE COMPANY	220,748	68,698	39,056	-	11,636	11,636	-	-	-	1,732	3,397	11,607	-	-	258,110
GA LIFE ASSURANCE COMPANY	-	523,288	517,794	-	26,710	26,710	-	-	-	667	6,259	49,681	-	-	535,175
GEMINIA INSURANCE COMPANY	285,349	34,387	24,662	-	24,039	24,039	-	-	-	1,591	1,434	14,458	-	-	297,405
ICEA LION LIFE ASSURANCE	36,568,600	3,391,454	3,205,627	-	2,301,315	2,042,814	9,037	-	249,464	158,446	361,559	2,179,295	-	160,000	38,972,201
JUBILEE INSURANCE COMPANY	27,435,367	3,893,335	3,735,863	-	1,523,527	103,052	72,579	-	1,347,896	329,046	351,679	1,469,349	16,990	217,529	31,378,327
KENINDIA ASSURANCE COMPANY	-	1,123,497	1,102,908	-	962,235	962,235	-	-	-	54,231	74,802	968,063	-	-	979,703
MADISON INSURANCE COMPANY	4,773,171	658,327	637,875	-	440,367	440,367	-	-	-	73,146	218,424	82,007	-	-	4,761,120
METROPOLITAN INSURANCE	380,600	141,063	107,186	-	67,645	67,645	-	-	-	20,765	30,148	18,584	-	-	387,814
OLD MUTUAL LIFE ASSURANCE	10,170,831	781,005	664,211	158,915	1,277,987	212,566	1,063,548	-	1,873	85,788	434,541	754,908	41,420	-	9,909,128
PAN AFRICA INSURANCE COMPANY	2,630,170	2,989,923	2,837,026	-	1,323,599	1,230,283	93,316	-	-	348,858	389,754	1,039,110	3,718	-	2,988,639
PIONEER ASSURANCE COMPANY	573,894	596,385	547,194	-	292,970	292,970	-	-	-	80,552	116,861	37,381	-	-	668,086
SAHAM INSURANCE COMPANY	754,285	77,956	76,034	-	72,898	72,898	-	-	-	5,094	21,008	43,250	-	-	774,569
SHIELD ASSURANCE COMPANY	280,663	85,811	85,231	-	30,562	30,562	-	-	-	7,224	35,171	-	-	-	292,938
THE KENYAN ALLIANCE INSURANCE	629,836	250,382	110,170	-	18,567	18,542	25	-	-	19,788	12,662	46,172	-	-	774,736
THE MONARCH INSURANCE	-	15,719	9,001	-	57,981	57,981	-	-	-	586	5,781	-	-	-	60,616
UAP LIFE ASSURANCE COMPANY	5,836,444	1,118,431	997,486	-	411,926	377,567	-	-	34,359	49,975	233,966	533,121	-	-	6,671,186
TOTAL	135,924,403	25,234,309	23,680,268	162,099	13,291,716	9,454,633	1,665,848	496,143	1,675,092	2,128,576	4,216,871	13,303,053	183,484	377,529	152,596,432
REINSURERS															
CONTINENTAL REINSURANCE	-	38,167	32,442	-	6,536	6,536	-	-	-	7,497	2,091	-	-	-	16,319
EAST AFRICAN REINSURANCE	293,888	259,145	192,612	-	87,446	87,446	-	-	-	49,929	9,758	45,048	2,440	-	381,976
KENYA REINSURANCE CORPORATION	5,196,054	364,945	331,699	-	120,828	120,828	-	-	-	132,701	70,795	136,029	-	-	5,339,459
TOTAL	5,489,942	662,257	556,753	-	214,810	214,810	-	-	-	190,127	82,644	181,077	2,440	-	5,737,754

Amounts in Thousand Shillings

APPENDIX 5: SUMMARY OF GROSS PREMIUM INCOME UNDER GENERAL INSURANCE BUSINESS FOR THE PERIOD ENDED 30.06.2014

Company	Aviation	Engineering	Fire Domestic	Fire Industrial	Liability	Marine	Motor Private	Motor Commercial	Motor Commercial PSV	Personal Accident	Theft	Workmens' Compensation	Medical	Miscellaneous	Total	Market Share (%)
INSURERS																
AAR INSURANCE KENYA	-	-	2,460	-	1,528	28	-	-	-	13,722	316	11,579	1,932,207	1,954	1,963,794	3.82
AFRICAN MERCHANT ASSURANCE	-	59,772	2,131	11,684	7,264	3,746	311,881	285,683	294,993	9,059	7,538	46,847	-	67,123	1,107,721	2.15
AIG INSURANCE COMPANY	58,350	-	52,513	448,956	421,101	24,409	310,013	485,125	-	240,102	310,445	(2,814)	-	4,661	2,352,859	4.58
APA INSURANCE COMPANY	1,136	95,371	34,723	300,517	37,115	144,596	596,510	919,061	-	34,484	98,278	388,681	1,470,760	189,861	4,311,093	8.39
BRITISH AMERICAN INSURANCE	-	63,056	26,886	72,695	16,623	89,716	372,637	535,254	-	313,374	108,763	101,068	504,275	170,694	2,375,041	4.62
CANNON ASSURANCE COMPANY	-	50,332	7,554	51,753	6,935	12,561	149,705	163,708	-	25,443	27,653	57,314	-	31,494	584,454	1.14
CIC GENERAL INSURANCE COMPANY	-	45,311	57,420	183,173	11,887	22,117	879,975	1,156,369	-	131,366	281,422	104,468	941,792	148,192	3,963,492	7.71
CORPORATE INSURANCE COMPANY	-	9,564	2,689	10,334	1,414	1,123	38,598	12,513	5,538	4,310	28,937	12,743	-	6,888	134,653	0.26
DIRECTLINE ASSURANCE COMPANY	-	-	-	-	-	-	18,182	5,604	1,057,069	-	-	-	-	-	1,080,855	2.10
FIDELITY SHIELD INSURANCE	-	21,511	15,838	109,357	8,511	34,194	141,791	250,905	3,295	12,087	36,681	82,749	-	17,087	734,007	1.43
FIRST ASSURANCE COMPANY	-	82,836	21,415	174,567	26,773	54,253	306,661	385,187	-	46,373	50,321	95,273	336,758	65,525	1,645,942	3.20
GA INSURANCE COMPANY	3,914	129,532	36,165	386,914	32,507	153,021	175,917	208,051	39,849	29,678	176,339	234,784	434,834	103,524	2,145,030	4.17
GATEWAY INSURANCE COMPANY	-	2,769	2,063	3,940	6,124	1,215	119,571	56,793	48,897	3,472	4,660	5,622	95,487	16,089	366,701	0.71
GEMINIA INSURANCE COMPANY	-	37,272	19,634	117,730	8,594	70,086	107,263	206,097	-	23,418	79,610	114,562	-	11,858	796,125	1.55
HERITAGE INSURANCE COMPANY	-	89,964	75,611	157,099	74,337	22,801	236,733	243,174	-	132,799	47,536	133,414	733,397	117,634	2,064,500	4.02
ICEA LION GENERAL INSURANCE	466,759	54,324	62,573	522,213	55,834	146,010	492,065	502,566	-	154,944	96,795	179,180	848	38,885	2,772,988	5.39
INTRA-AFRICA ASSURANCE	-	34,800	12,586	45,909	2,514	44,580	86,557	98,177	151	6,660	33,362	71,024	-	46,204	482,525	0.94
INVECO ASSURANCE COMPANY	-	211	502	107	59	5	87,337	51,510	813,401	1,352	97	422	-	63	955,066	1.86
JUBILEE ASSURANCE COMPANY	60,486	128,550	30,352	499,561	57,477	96,088	721,820	272,493	-	299,306	94,914	113,207	3,244,111	145,854	5,764,217	11.21
KENINDIA ASSURANCE COMPANY	-	88,793	21,739	517,322	25,772	133,065	152,475	268,030	-	35,619	232,754	250,449	62,402	12,423	1,800,843	3.50
KENYA ORIENT INSURANCE	-	15,740	12,456	24,436	13,131	9,815	355,839	327,502	3,536	13,424	33,105	27,996	-	32,980	869,962	1.69
MADISON INSURANCE COMPANY	-	12,393	3,095	16,205	36,667	5,011	168,297	115,966	-	5,592	7,726	17,046	176,400	45,770	610,167	1.19
MAYFAIR INSURANCE COMPANY	7,744	90,368	23,341	237,612	12,971	69,043	115,284	152,172	-	17,922	75,492	152,163	-	46,993	1,001,106	1.95
OCCIDENTAL INSURANCE COMPANY	15	45,831	24,181	144,888	3,661	92,325	144,689	238,537	-	26,311	87,054	131,667	-	29,803	968,962	1.88
PACIS INSURANCE COMPANY	-	10,412	9,177	38,150	6,465	5,038	140,007	177,641	-	20,315	19,226	39,569	77,240	3,039	546,277	1.06
PHOENIX OF EAST AFRICA	79,158	7,350	3,675	21,489	4,262	11,132	27,977	14,882	-	5,831	6,051	14,756	-	2,365	198,929	0.39
REAL INSURANCE COMPANY	-	61,941	18,890	101,414	21,768	43,419	277,597	416,208	-	121,780	20,314	39,311	284,188	3,326	1,410,156	2.74
RESOLUTION HEALTH INSURANCE	-	-	-	-	-	-	-	-	-	-	-	34,326	1,298,802	-	1,333,128	2.59
SAHAM INSURANCE COMPANY	-	8,358	4,695	21,497	2,556	1,790	39,595	29,359	554	3,848	16,265	9,463	36,242	192,821	367,043	0.71
TAKAFUL INSURANCE OF AFRICA	-	4,631	6,674	21,533	19,094	5,591	82,592	124,493	-	4,062	41,081	-	-	6,008	315,758	0.61
TAUSI ASSURANCE COMPANY	-	20,356	21,549	111,393	6,055	59,885	72,224	35,246	1,712	8,274	62,050	81,414	4,417	13,038	497,611	0.97
THE KENYAN ALLIANCE INSURANCE	-	11,530	27,209	40,365	3,349	9,918	300,477	233,171	-	36,413	12,532	19,683	-	565	695,212	1.35
THE MONARCH INSURANCE	-	4,458	1,477	15,740	2,718	2,721	100,970	61,894	13,821	2,742	3,619	9,092	-	18,699	237,953	0.46
TRIDENT INSURANCE COMPANY	-	6,765	6,288	63,570	894	53,717	63,188	77,118	947	5,002	20,430	35,055	-	24,193	357,169	0.69
UAP INSURANCE COMPANY	-	147,885	59,497	286,016	69,266	54,576	533,506	512,276	-	48,148	209,519	173,218	1,611,205	153,722	3,858,836	7.51
XPLICO INSURANCE COMPANY	21,927	9,589	1,051	18,954	16,766	11,244	324,584	198,476	-	34,887	8,869	48,219	-	44,659	739,225	1.44
TOTAL	699,489	1,451,575	708,109	4,777,093	1,021,992	1,488,839	8,052,517	8,821,231	2,283,763	1,872,119	2,339,754	2,833,550	13,245,365	1,813,994	51,409,400	100.00
REINSURERS																
CONTINENTAL REINSURANCE	(19,323)	11,871	-	173,265	4,376	24,416	-	47,219	-	802	97,999	-	154,476	19,780	514,881	7.99
EAST AFRICAN REINSURANCE	1,769	92,024	-	623,553	2,652	107,920	-	176,854	-	4,684	221	825	210,753	167,566	1,388,821	21.54
KENYA REINSURANCE CORPORATION	13,344	252,188	184	1,449,725	32,837	230,502	9,651	240,239	-	1,068,322	237,864	1,047	641,206	366,514	4,543,623	70.47
TOTAL	(4,210)	356,083	184	2,246,543	39,865	362,838	9,651	464,312	-	1,073,808	336,084	1,872	1,006,435	553,860	6,447,325	100.00

Amounts in Thousand Shillings

APPENDIX 6: SUMMARY OF CLAIMS PAID UNDER GENERAL INSURANCE BUSINESS FOR THE PERIOD ENDED 30.06.2014

Company	Aviation	Engineering	Fire Domestic	Fire Industrial	Liability	Marine	Motor Private	Motor Commercial	Motor Commercial PSV	Personal Accident	Theft	Workmens' Compensation	Medical	Miscellaneous	Total
INSURERS															
AAR INSURANCE KENYA	-	-	-	-	-	-	-	-	-	4,318	518	59	865,713	84	870,692
AFRICAN MERCHANT ASSURANCE	-	1,677	958	7,313	197	534	176,539	96,748	171,251	10,563	1,973	1,248	-	1,375	470,375
AIG INSURANCE COMPANY	717	1,331	16,401	24,088	15,765	2,397	177,396	226,454	-	44,454	4,076	6,836	-	-	519,916
APA INSURANCE COMPANY	-	47,487	20,491	1,676,829	26,773	50,742	404,939	401,293	-	25,923	48,477	133,196	577,612	11,164	3,424,926
BRITISH AMERICAN INSURANCE	-	12,624	5,593	16,320	1,584	4,160	226,145	151,156	-	52,696	22,162	12,786	324,809	76,950	906,986
CANNON ASSURANCE COMPANY	-	19,654	6,558	5,382	1,510	12,390	79,321	65,074	-	2,343	28,160	17,778	-	662	238,831
CIC GENERAL INSURANCE COMPANY	-	19,489	5,911	49,523	42,535	19,186	771,228	676,352	-	55,120	100,857	21,595	1,182,702	17,011	2,961,509
CORPORATE INSURANCE COMPANY	32	5,769	-	1,313	-	3,587	15,191	18,633	-	-	1,757	1,478	-	-	47,762
DIRECTLINE ASSURANCE COMPANY	-	-	-	-	-	-	850	-	320,597	-	-	-	-	-	321,447
FIDELITY SHIELD INSURANCE	-	837	1,961	6,401	570	3,482	81,948	103,832	-	1,071	9,256	28,401	-	1,987	239,746
FIRST ASSURANCE COMPANY	-	12,078	4,490	52,610	11,659	45,736	191,720	231,166	-	5,634	35,116	41,197	405,758	913	1,038,076
GA INSURANCE COMPANY	-	44,711	8,982	78,274	4,512	49,473	109,984	112,837	-	3,872	87,823	65,352	266,324	-	832,143
GATEWAY INSURANCE COMPANY	-	-	76	341	-	211	63,397	19,572	38,633	101	114	2,278	10,800	45	135,568
GEMINIA INSURANCE COMPANY	-	3,888	995	10,319	799	24,774	32,476	73,438	-	6,189	36,221	18,447	-	3	207,549
HERITAGE INSURANCE COMPANY	-	490	15,247	7,790	3,469	1,681	107,970	44,117	-	15,034	30,940	15,375	85,590	8,316	336,018
ICEA LION GENERAL INSURANCE	94,008	60,156	9,296	241,661	4,951	19,464	227,501	144,533	-	75,600	31,237	55,100	65,767	393	1,029,667
INTRA-AFRICA ASSURANCE	-	14,621	845	15,041	442	14,756	46,567	49,038	-	15,102	8,963	16,296	-	235	181,905
INVESCO ASSURANCE COMPANY	-	-	305	-	-	-	21,932	19,685	251,100	-	-	-	-	1,427	294,449
JUBILEE INSURANCE COMPANY	-	45,067	8,563	59,636	25,128	32,039	558,909	121,048	-	313,569	85,492	26,680	1,702,200	58,146	3,036,475
KENINDIA ASSURANCE COMPANY	-	98,399	920	39,155	1,532	96,917	67,418	116,633	-	71,417	126,558	140,110	33,346	358	792,762
KENYA ORIENT INSURANCE	-	-	997	3,216	2,668	61	199,089	122,619	-	611	8,151	1,813	-	834	304,059
MADISON INSURANCE COMPANY	-	417	2,242	47,609	7,819	(20,959)	81,785	41,318	(22,593)	4,423	(7,090)	(27,557)	173,182	5,472	286,068
MAYFAIR INSURANCE COMPANY	-	14,140	14,230	35,588	575	19,341	51,830	28,058	-	460	82,307	17,406	-	127	264,062
OCCIDENTAL INSURANCE COMPANY	-	17,173	26,229	105,639	703	68,235	89,004	91,812	284	2,345	69,457	60,381	-	7,632	538,895
PACIS INSURANCE COMPANY	-	2,460	703	293	868	38	105,713	31,896	-	2,292	2,564	4,669	5,923	25	157,444
PHOENIX OF EAST AFRICA	10,926	9,410	1,137	16,570	59	6,902	25,742	18,006	-	3,353	22,072	6,072	-	-	120,249
REAL INSURANCE COMPANY	-	8,200	(1,138)	28,747	4,558	(9,166)	147,851	99,586	-	33,979	12,373	10,927	204,770	405	541,091
RESOLUTION HEALTH INSURANCE	-	-	-	-	-	-	-	-	-	-	-	-	822,886	-	822,886
SAHAM INSURANCE COMPANY	-	5,560	1,873	176	104	638	50,294	17,935	78	13	13,559	84	23,952	261,639	375,904
TAKAFUL INSURANCE OF AFRICA	-	-	4,179	36	-	15	14,955	32,074	-	15	4,724	2,195	-	10,250	68,443
TAUSI ASSURANCE COMPANY	-	7,098	9,361	27,502	1,235	11,717	24,572	24,227	-	11	13,814	15,388	2,401	-	137,326
THE KENYAN ALLIANCE INSURANCE	-	32,801	1,310	2,422	(626)	634	195,463	72,949	-	13,793	5,139	17,280	-	120	341,283
THE MONARCH INSURANCE	-	25	239	-	-	207	40,910	6,460	-	521	700	484	-	-	49,546
TRIDENT INSURANCE COMPANY	-	9,806	668	35,879	465	11,443	27,858	29,606	-	852	6,167	24,666	-	500	147,911
UAP INSURANCE COMPANY	-	9,037	3,914	108,720	6,703	22,227	358,772	247,836	-	7,492	71,211	26,602	1,119,287	39,244	2,021,045
XPLICO INSURANCE COMPANY	-	200	-	-	-	3,420	73,909	28,512	-	3,596	2,837	1,520	-	-	113,993
TOTAL	105,683	504,605	173,536	2,704,393	166,557	496,282	4,849,178	3,564,503	759,350	776,762	967,685	766,142	7,873,022	505,317	24,213,007
REINSURERS															
CONTINENTAL REINSURANCE	650	1,907	-	28,160	(61)	3,453	-	2,296	-	71	39,903	-	88,705	493	165,577
EAST AFRICA REINSURANCE	567	39,484	-	363,374	451	27,458	-	56,042	-	301	63	-	85,542	53,032	626,315
KENYA REINSURANCE CORPORATION	12,643	66,285	-	841,990	1,442	83,743	560	115,363	-	418,910	145,429	9	473,352	83,912	2,243,637
TOTAL	13,860	107,676	-	1,233,524	1,832	114,654	560	173,701	-	419,282	185,395	9	647,599	137,437	3,035,529

Amounts in Thousand Shillings

APPENDIX 7: SUMMARY OF CLAIMS INCURRED UNDER GENERAL INSURANCE BUSINESS FOR THE PERIOD ENDED 30.06.2014

Company	Aviation	Engineering	Fire Domestic	Fire Industrial	Liability	Marine	Motor Private	Motor Commercial	Motor Commercial PSV	Personal Accident	Theft	Workmens' Compensation	Medical	Miscellaneous	Total
INSURERS															
AAR INSURANCE KENYA	-	-	634	-	394	7	-	-	-	3,234	381	2,982	695,775	503	703,910
AFRICAN MERCHANT ASSURANCE	-	(1,423)	(1,585)	(15,954)	482	(539)	196,891	213,116	137,317	(11,099)	(2,520)	950	-	(6,822)	508,815
AIG INSURANCE COMPANY	1,227	3,797	14,802	(22,397)	59,330	1,146	165,621	182,136	-	99,342	7,720	11,197	-	180	524,103
APA INSURANCE COMPANY	-	5,702	6,479	52,319	32,603	49,085	515,732	427,502	-	45,342	68,713	204,932	431,114	25,891	1,865,415
BRITISH AMERICAN INSURANCE	-	7,448	6,945	21,594	3,184	(1,659)	302,429	210,612	-	24,555	36,454	14,932	327,440	97,368	1,051,303
CANNON ASSURANCE COMPANY	-	2,318	182	3,559	1,371	(3,279)	121,950	44,709	-	4,057	3,818	27,209	-	300	206,196
CIC GENERAL INSURANCE COMPANY	-	22,631	9,514	34,061	22,678	8,808	675,112	600,245	-	4,280	98,058	21,753	1,557,999	17,071	3,072,210
CORPORATE INSURANCE COMPANY	32	5,896	15	(3,955)	461	2,217	7,022	25,906	(21,515)	(232)	461	(2,183)	-	2,523	16,650
DIRECTLINE ASSURANCE COMPANY	-	-	-	-	-	-	7,410	2,310	421,639	-	-	-	-	-	431,359
FIDELITY SHIELD INSURANCE	-	2,315	1,832	4,882	2,996	5,535	92,687	128,937	-	1,129	9,338	35,169	-	1,633	286,452
FIRST ASSURANCE COMPANY	-	11,156	12,576	34,830	15,675	10,405	232,093	232,862	-	7,407	23,983	63,914	200,959	1,128	846,987
GA INSURANCE COMPANY	(10)	8,398	9,494	13,567	11,755	31,265	75,556	162,645	-	5,105	107,850	155,738	65,116	(45,449)	601,031
GATEWAY INSURANCE COMPANY	-	25	(40)	(259)	1,105	-	68,145	22,741	17,412	3,417	1,561	2,823	14,162	(165)	130,928
GEMINIA INSURANCE COMPANY	-	4,677	4,832	21,857	(35)	206	25,104	13,944	-	2,893	19,450	34,976	-	(90)	127,814
HERITAGE INSURANCE COMPANY	35	352	10,627	9,474	5,889	7,068	75,923	64,941	-	39,143	39,499	38,514	90,581	3,071	385,118
ICEA LION GENERAL INSURANCE	4,107	17,494	9,078	54,470	18,944	29,226	289,339	202,865	-	21,557	46,548	55,238	52,803	532	802,201
INTRA-AFRICA ASSURANCE	-	18,872	501	26,363	4,830	1,242	37,455	47,026	-	29,037	14,877	24,025	-	4,977	209,203
INVESCO ASSURANCE COMPANY	-	1	466	468	1	72	28,874	24,268	294,071	60	19	85	-	1,428	348,811
JUBILEE INSURANCE COMPANY	-	33,372	12,257	43,667	6,485	21,484	576,466	99,831	-	122,124	72,365	28,001	1,380,515	47,333	2,443,900
KENINDIA ASSURANCE COMPANY	-	41,061	234	(6,154)	3,915	20,409	72,055	157,016	-	37,440	90,482	210,039	31,143	(7,914)	649,725
KENYA ORIENT INSURANCE	-	(39)	920	2,924	2,192	574	190,649	124,042	-	363	4,605	453	-	(104)	326,580
MADISON INSURANCE COMPANY	-	2,014	2,364	45,281	(4,809)	(21,047)	126,898	(24,765)	(22,593)	13,397	(4,888)	(25,233)	166,598	14,395	267,611
MAYFAIR INSURANCE COMPANY	-	2,995	3,447	14,282	351	4,125	54,230	71,926	-	1,304	3,158	35,053	(9)	4,292	195,153
OCCIDENTAL INSURANCE COMPANY	-	1,933	14,955	12,320	112	23,529	105,429	100,238	(4,101)	2,139	22,415	59,468	-	2,523	340,960
PACIS INSURANCE COMPANY	-	499	1,291	(739)	2,323	213	100,140	36,122	-	3,425	2,243	45	8,038	(5)	153,597
PHOENIX OF EAST AFRICA	41	782	1,782	2,398	(160)	5,482	35,844	18,590	-	1,808	5,333	10,179	-	(227)	81,852
REAL INSURANCE COMPANY	-	2,032	(2,192)	7,798	7,068	1,479	198,226	118,363	-	10,525	21,468	13,593	114,959	363	493,682
RESOLUTION HEALTH INSURANCE	-	-	-	-	-	-	-	-	-	-	-	-	341,154	-	341,154
SAHAM INSURANCE COMPANY	-	(654)	3,765	4,120	184	(40)	23,759	7,771	78	80	1,481	2,359	6,498	10,559	59,959
TAKAFUL INSURANCE OF AFRICA	-	(237)	(7)	2,136	142	25,046	8,957	42,808	-	153	5,309	1,225	-	9,902	95,434
TAUSI ASSURANCE COMPANY	-	1,108	8,530	7,622	783	12,701	16,886	19,654	-	(284)	13,103	28,839	2,146	(198)	110,890
THE KENYAN ALLIANCE INSURANCE	-	7,801	1,310	2,133	(627)	634	175,683	54,064	-	2,723	5,139	17,280	-	120	266,259
THE MONARCH INSURANCE	-	49	260	(16)	(52)	39	43,972	9,116	-	133	377	736	-	(516)	54,100
TRIDENT INSURANCE COMPANY	-	(433)	394	6,933	3,293	6,017	36,158	41,525	-	223	(991)	13,947	-	390	107,456
UAP INSURANCE COMPANY	-	(3,419)	10	38,888	9,862	9,860	440,665	387,437	-	18,968	58,257	63,057	1,135,930	(4,285)	2,155,231
XPLICO INSURANCE COMPANY	-	413	23	28	868	3,731	26,016	20,980	-	4,036	9,536	9,059	-	548	75,237
TOTAL	5,432	198,936	135,695	418,500	213,593	255,041	5,149,376	3,891,483	822,308	497,784	785,602	1,160,354	6,622,921	181,255	20,338,286
REINSURERS															
CONTINENTAL REINSURANCE	(1,041)	132	(11,223)	40,885	(246)	2,647	-	4,074	-	(104)	46,644	-	85,230	(10,004)	156,993
EAST AFRICA REINSURANCE	580	44,505	-	403,990	511	42,102	-	98,979	-	1,057	15	639	90,483	77,269	760,131
KENYA REINSURANCE CORPORATION	13,146	64,773	-	553,047	67	82,080	789	117,910	-	456,305	138,840	25	476,406	87,273	1,990,663
TOTAL	12,685	109,410	(11,223)	997,922	332	126,829	789	220,963	-	457,258	185,499	664	652,119	154,538	2,907,877

Amounts in Thousand Shillings

APPENDIX 8: SUMMARY OF INCURRED CLAIMS RATIOS UNDER GENERAL INSURANCE BUSINESS FOR THE PERIOD ENDED 30.06.2014

Company	Aviation	Engineering	Fire Domestic	Fire Industrial	Liability	Marine	Motor Private	Motor Commercial	Motor Commercial PSV	Personal Accident	Theft	Workmens' Compensation	Medical	Miscellaneous	Total
INSURERS															
AAR INSURANCE KENYA	0.0	0.0	214.2	0.0	162.1	700.0	0.0	0.0	0.0	76.8	165.7	241.1	71.2	228.6	71.5
AFRICAN MERCHANT ASSURANCE	0.0	-13.7	-84.5	-259.6	-290.4	99.1	85.1	126.1	37.6	-42.6	-45.9	9.2	0.0	-37.2	60.3
AIG INSURANCE COMPANY	-16.1	32.4	144.1	20.0	10.2	0.3	2941.8	109.5	0.0	97.6	16.8	-17.0	0.0	-13.2	48.2
APA INSURANCE COMPANY	0.0	16.8	25.9	60.9	83.1	47.6	95.4	50.6	0.0	82.2	76.8	67.5	77.8	18.9	66.3
BRITISH AMERICAN INSURANCE	0.0	38.3	37.5	82.5	73.0	-6.9	150.4	50.4	0.0	8.1	55.4	14.6	70.1	108.3	60.4
CANNON ASSURANCE COMPANY	0.0	27.4	3.3	30.7	37.7	-34.2	103.6	34.6	0.0	57.3	23.4	53.2	0.0	7.2	56.6
CIC GENERAL INSURANCE COMPANY	0.0	86.9	22.8	32.0	52.1	33.5	80.2	50.2	0.0	5.3	50.3	22.7	114.0	31.4	75.4
CORPORATE INSURANCE COMPANY	0.0	149.5	2.0	-99.7	50.3	367.1	18.7	145.2	-388.5	-4.6	2.0	-17.7	0.0	57.5	14.4
DIRECTLINE ASSURANCE COMPANY	0.0	0.0	0.0	0.0	0.0	0.0	42.0	44.7	40.4	0.0	0.0	0.0	0.0	0.0	40.5
FIDELITY SHIELD INSURANCE	0.0	76.8	23.0	22.1	48.4	67.3	65.7	58.2	0.0	28.8	95.9	46.2	0.0	125.9	56.8
FIRST ASSURANCE COMPANY	0.0	87.2	84.8	60.3	75.5	54.0	85.0	69.4	0.0	32.6	87.3	77.6	102.0	7.7	78.6
GA INSURANCE COMPANY	-3.2	45.0	46.2	24.6	61.7	50.0	62.1	111.7	0.0	27.0	111.6	92.0	72.3	-55.1	64.7
GATEWAY INSURANCE COMPANY	0.0	5.1	-7.2	143.1	40.5	0.0	59.7	40.6	37.9	266.3	79.6	54.7	48.6	-2.4	49.6
GEMINIA INSURANCE COMPANY	0.0	70.0	106.9	405.1	-0.6	0.6	24.0	7.6	0.0	29.5	71.2	35.2	0.0	-8.6	26.5
HERITAGE INSURANCE COMPANY	0.0	1.9	16.0	19.9	22.9	34.2	35.0	34.2	0.0	34.3	97.6	37.0	79.6	8.8	38.8
ICEA LION GENERAL INSURANCE	117.4	112.9	23.3	71.5	152.4	46.1	64.3	50.0	0.0	31.7	59.6	36.2	69.6	15.5	55.6
INTRA-AFRICA ASSURANCE	0.0	340.2	6.4	130.6	225.0	3.3	45.2	55.3	0.0	283.8	75.4	47.3	0.0	23.3	60.9
INVESCO ASSURANCE COMPANY	0.0	0.5	-38.8	6685.7	-2.6	-11.5	36.0	48.5	37.7	4.7	24.4	-53.1	0.0	2505.3	38.4
JUBILEE INSURANCE COMPANY	0.0	76.1	33.7	31.2	-322.6	25.4	71.5	45.8	0.0	78.1	152.2	36.2	76.7	52.7	69.6
KENINDIA ASSURANCE COMPANY	0.0	185.8	2.4	-9.1	37.7	14.2	40.1	53.2	0.0	263.6	90.2	74.6	73.7	-195.1	55.5
KENYA ORIENT INSURANCE	0.0	-1.0	11.0	23.1	26.7	7.5	62.9	50.6	0.0	3.8	54.0	1.8	0.0	-0.8	47.3
MADISON INSURANCE COMPANY	0.0	44.0	-6.5	-1847.5	-10.3	-13846.7	124.1	-13.9	993.5	99.1	14.2	-117.6	125.0	26.7	55.9
MAYFAIR INSURANCE COMPANY	0.0	39.7	48.4	125.0	8.0	18.0	49.1	53.4	0.0	35.2	20.0	34.4	4.9	52.2	45.7
OCCIDENTAL INSURANCE COMPANY	0.0	20.3	102.3	63.6	13.7	42.8	89.1	56.9	0.0	18.3	51.1	46.0	0.0	20.5	57.7
PACIS INSURANCE COMPANY	0.0	24.5	19.5	-8.9	43.1	32.2	74.1	27.5	0.0	28.5	12.1	4.4	26.7	-0.8	43.6
PHOENIX OF EAST AFRICA	1.2	35.0	48.9	26.9	-2.7	63.3	69.4	2365.1	0.0	70.6	32.3	703.5	0.0	-19.9	68.9
REAL INSURANCE COMPANY	0.0	15.0	-12.9	24.3	67.1	5.9	76.1	39.4	0.0	22.7	93.9	33.5	85.1	-417.2	54.6
RESOLUTION HEALTH INSURANCE	0.0	0.0	0.0	0.0	0.0	0.0	0.0	0.0	0.0	0.0	0.0	0.0	82.9	0.0	76.5
SAHAM INSURANCE COMPANY	0.0	-36.8	129.2	136.9	23.2	-6.1	60.4	23.2	14.1	6.8	52.2	23.5	85.0	25.5	41.2
TAKAFUL INSURANCE OF AFRICA	0.0	-7.2	-0.2	16.9	0.7	348.8	17.4	36.8	0.0	24.1	23.6	-17.4	0.0	289.5	40.9
TAUSI ASSURANCE COMPANY	0.0	15.8	66.9	48.5	18.4	36.0	23.7	51.8	0.0	-6.8	37.9	37.5	44.3	-2.2	35.2
THE KENYAN ALLIANCE INSURANCE	0.0	-65.1	9.9	15.7	-28.8	6.8	68.7	28.3	0.0	7.7	31.1	88.7	0.0	35.5	48.8
THE MONARCH INSURANCE	0.0	2.9	32.6	-0.8	-1.4	2.5	47.4	18.2	0.0	2.6	42.9	6.7	0.0	-3.1	27.0
TRIDENT INSURANCE COMPANY	0.0	-40.0	9.0	77.9	329.0	55.9	72.8	53.4	0.0	7.6	-21.3	38.5	0.0	1.0	45.6
UAP INSURANCE COMPANY	0.0	-13.6	0.0	39.2	27.3	24.7	83.1	71.6	0.0	39.6	193.7	54.3	78.1	-8.9	71.5
XPLICO INSURANCE COMPANY	0.0	5.6	4.8	0.4	6.9	31.4	8.7	14.8	0.0	22.9	133.8	31.7	0.0	2.1	13.3
TOTAL	30.6	58.4	32.6	48.0	22.8	20.8	73.2	52.0	35.1	40.8	71.3	51.4	83.9	21.6	59.8
REINSURERS															
CONTINENTAL REINSURANCE	5.3	2.4	0.0	30.1	-8.1	15.3	0.0	10.2	0.0	-36.6	52.7	0.0	75.5	211.8	41.4
EAST AFRICA REINSURANCE	2900.0	22.6	0.0	80.8	16.9	49.5	0.0	43.2	0.0	45.9	41.7	6.2	95.8	52.1	59.9
KENYA REINSURANCE CORPORATION	141.1	26.4	0.0	49.5	0.2	37.8	10.1	53.6	0.0	59.3	47.8	2.7	77.2	30.7	52.1
TOTAL	-124.0	24.4	-1480.6	56.9	0.7	39.7	10.1	45.2	0.0	59.2	48.9	5.9	79.1	36.1	53.1

APPENDIX 9: SUMMARY OF UNDERWRITING PROFITS UNDER GENERAL INSURANCE BUSINESS FOR THE PERIOD ENDED 30.06.2014

Company	Aviation	Engineering	Fire Domestic	Fire Industrial	Liability	Marine	Motor Private	Motor Commercial	Motor Commercial PSV	Personal Accident	Theft	Workmens' Compensation	Medical	Miscellaneous	Total
INSURERS															
AAR INSURANCE KENYA	-	-	(1,150)	-	(648)	(10)	-	-	-	(3,251)	(569)	(5,342)	(36,119)	(1,417)	(48,505)
AFRICAN MERCHANT ASSURANCE	-	(4,891)	2,771	19,220	(2,877)	(708)	(56,036)	(127,597)	131,083	34,543	5,838	(10,246)	-	6,493	(2,407)
AIG INSURANCE COMPANY	(13,192)	5,377	(24,815)	(153,406)	446,741	350,026	(245,424)	(136,667)	(55,042)	(68,825)	76,764	(76,616)	-	(284)	104,636
APA INSURANCE COMPANY	342	8,360	7,736	(34,180)	(4,268)	21,432	(134,583)	176,871	-	(4,134)	(4,830)	(23,471)	(51,180)	68,101	26,196
BRITISH AMERICAN INSURANCE	-	9,933	4,976	(3,668)	(29)	20,736	(232,387)	66,336	-	214,635	13,721	26,969	655	(110,736)	11,140
CANNON ASSURANCE COMPANY	-	(6,585)	2,403	(2,536)	(1,027)	8,081	(57,301)	25,493	-	(2,024)	3,272	(5,822)	(4,940)	4,584	(36,402)
CIC GENERAL INSURANCE COMPANY	-	(12,343)	14,909	(208)	(8,709)	2,025	(93,615)	227,347	-	48,385	33,780	40,663	(347,265)	19,213	(75,818)
CORPORATE INSURANCE COMPANY	(32)	(6,845)	(310)	2,966	(205)	(2,097)	10,640	(14,599)	24,252	3,144	6,213	6,523	-	(1,157)	28,494
DIRECTLINE ASSURANCE COMPANY	-	-	-	-	-	-	8,421	2,300	(23,864)	-	-	-	-	-	(13,144)
FIDELITY SHIELD INSURANCE	-	(2,651)	2,505	2,196	455	(2,391)	7,768	22,023	3,267	1,291	(5,555)	9,947	-	(1,802)	37,052
FIRST ASSURANCE COMPANY	-	4,529	(3,274)	14,034	(2,310)	2,964	(39,276)	1,433	-	6,386	(3,819)	(16,158)	(21,316)	18,103	(38,703)
GA INSURANCE COMPANY	(126)	12,075	4,142	44,577	615	23,264	17,186	(55,058)	24,972	(35,424)	(29,090)	(33,102)	56,299	119,396	149,724
GATEWAY INSURANCE COMPANY	-	(379)	256	(708)	62	(326)	(87,727)	17,355	18,968	(2,815)	(2,853)	1,214	8,628	7,853	(40,473)
GEMINIA INSURANCE COMPANY	-	513	(4,251)	(28,874)	3,898	25,069	52,824	115,915	-	4,790	2,151	23,536	-	638	196,209
HERITAGE ASSURANCE COMPANY	(35)	13,751	11,443	11,992	6,461	(1,393)	9,830	10,327	-	(8,371)	(25,472)	(7,842)	51,031	13,336	85,057
ICEA LION GENERAL INSURANCE	14,035	(17,018)	6,129	5,709	(12,765)	11,410	3,631	55,475	-	19,651	1,248	20,120	568	751	108,944
INTRA-AFRICA ASSURANCE	-	(19,156)	4,794	(9,258)	(3,692)	25,177	16,686	5,604	151	(20,134)	(2,656)	(946)	-	11,203	7,772
INVECO ASSURANCE COMPANY	-	(519)	(2,258)	(548)	(90)	(1,454)	(3,986)	(8,177)	9,041	748	(5)	(2,181)	-	(1,371)	(10,798)
JUBILEE INSURANCE COMPANY	2,531	(10,673)	14,749	4,402	(21,908)	42,816	31,732	57,689	-	(11,780)	(32,606)	19,962	121,475	6,218	224,608
KENINDIA ASSURANCE COMPANY	-	(32,657)	2,776	(6,079)	(1,936)	78,524	65,606	64,586	-	(29,659)	(20,225)	(23,755)	(5,166)	11,125	103,141
KENYA ORIENT INSURANCE	-	239	4,274	4,537	1,246	3,470	(10,614)	6,411	43,652	6,714	(3,015)	13,379	-	5,667	75,958
MADISON INSURANCE COMPANY	-	(3,272)	(40,046)	(55,233)	40,674	19,307	(73,747)	140,517	20,319	(51,158)	(21,067)	41,320	(47,912)	22,265	(8,033)
MAYFAIR INSURANCE COMPANY	(1,000)	5,392	(2,842)	(54,810)	34,299	8,517	35,618	32,807	(758)	647	4,224	22,538	(176)	9,423	93,880
OCCIDENTAL INSURANCE COMPANY	15	7,453	(5,140)	9,429	549	21,568	(21,862)	17,202	4,101	8,587	17,598	24,254	-	10,622	94,376
PACIS INSURANCE COMPANY	-	(1,749)	1,492	(4,535)	(83)	(379)	(40,454)	34,032	-	(263)	7,776	(16,255)	17,986	483	(1,950)
PHOENIX OF EAST AFRICA	9,409	18	(1,769)	858	(429)	(4,795)	(12,681)	(36,548)	11,960	(3,830)	3,164	(21,771)	-	(4,640)	(61,053)
REAL INSURANCE COMPANY	-	77	11,693	(1,066)	(762)	10,698	(25,323)	61,597	-	252	(7,596)	9,511	(38,015)	21	21,087
RESOLUTION HEALTH INSURANCE	-	-	-	-	-	-	-	-	-	(3)	-	34,244	(150,489)	(3)	(116,251)
SAHAM INSURANCE COMPANY	-	1,503	(2,608)	(1,096)	95	314	(12,528)	2,287	433	926	422	(204)	475	4,438	(5,542)
TAKAFUL INSURANCE OF AFRICA	-	(128,467)	2,652	5,709	18,545	(18,679)	37,716	66,218	-	(53)	12,761	(10,936)	-	(6,617)	(21,152)
TAUSI ASSURANCE COMPANY	-	(558)	(1,095)	(5,877)	1,925	6,974	35,573	8,406	1,712	2,574	10,118	18,570	2,260	3,365	83,947
THE KENYAN ALLIANCE INSURANCE	-	(12,449)	6,342	1,930	1,652	3,062	(44,236)	43,349	-	14,275	2,880	(8,573)	-	74	8,307
THE MONARCH INSURANCE	-	(622)	(253)	(3,066)	2,260	133	(5,376)	679	13,821	2,054	(83)	4,073	(8,372)	15,016	20,263
TRIDENT INSURANCE COMPANY	-	776	1,865	4,922	(2,569)	4,622	(4,609)	16,202	(162)	1,785	4,794	14,170	-	33,846	75,642
UAP INSURANCE COMPANY	-	29,021	26,908	55,348	11,337	20,493	(94,993)	(9,599)	-	5,330	(57,053)	9,141	(40,594)	73,279	28,620
XPLICO INSURANCE COMPANY	2,663	2,329	(146)	1,508	3,607	1,653	117,583	25,908	-	12,485	(6,430)	(7,536)	-	(4,825)	148,799
TOTAL	14,610	(159,488)	44,858	(175,811)	510,114	680,103	(845,944)	916,124	227,906	147,478	(16,200)	69,378	(492,167)	332,661	1,253,621
REINSURERS															
CONTINENTAL REINSURANCE	(12,849)	1,263	11,223	40,343	1,897	6,084	-	27,419	-	210	7,487	(44,927)	18,140	(5,009)	51,281
EAST AFRICA REINSURANCE	(1,127)	113,316	-	(148,758)	1,601	4,298	-	114,884	-	(338)	(60)	9,606	(64,996)	4,457	32,883
KENYA REINSURANCE CORPORATION	(6,917)	80,467	588	64,347	29,572	50,721	5,875	59,119	-	7,354	42,880	582	(52,536)	80,194	362,245
TOTAL	(20,893)	195,046	11,811	(44,068)	33,070	61,103	5,875	201,422	-	7,226	50,307	(34,739)	(99,392)	79,642	446,409

Amounts in Thousand Shillings

APPENDIX 10: SUMMARY OF GENERAL INSURANCE BUSINESS REVENUE ACCOUNTS FOR THE PERIOD ENDED 30.06.2014

Company	Gross Direct Premium	Inward Reinsurance	Outward Reinsurance	Net Premium Written	UPR B/F	Unexpired Risk Reserve (B/F)	UPR C/F	Unexpired Risk Reserve (B/F)	Net Earned Premium Income	Incurred Claims	Net Commissions	Expense of Management	Underwriting Profit/(Loss)	Investment Income	Operating Profit
INSURERS															
AAR INSURANCE KENYA	1,963,794	-	448,824	1,514,971	1,074,565	-	1,605,543	-	983,993	703,910	70,978	257,611	(48,505)	50,314	1,809
AFRICAN MERCHANT ASSURANCE	1,105,969	1,752	244,346	863,376	479,683	-	499,587	-	843,472	508,815	43,177	293,887	(2,407)	66,326	63,918
AIG INSURANCE COMPANY	2,404,432	(51,573)	1,016,004	1,336,856	716,330	-	965,121	-	1,088,065	524,103	87,037	372,289	104,636	-	104,636
APA INSURANCE COMPANY	4,311,093	-	998,214	3,312,879	2,438,698	-	2,938,792	-	2,812,785	1,865,415	315,751	605,424	26,196	-	26,196
BRITISH AMERICAN INSURANCE	2,375,041	-	295,468	2,079,573	1,368,240	13,459	1,595,672	124,312	1,741,287	1,051,303	194,045	484,800	11,140	141,351	152,491
CANNON ASSURANCE COMPANY	567,608	16,846	137,612	446,841	318,147	-	400,721	-	364,266	206,196	53,554	140,918	(36,402)	60,227	23,825
CIC GENERAL INSURANCE COMPANY	3,938,053	25,439	279,182	3,684,310	3,927,895	-	3,537,926	-	4,074,279	3,072,210	302,652	775,235	(75,818)	256,501	180,683
CORPORATE INSURANCE COMPANY	120,602	14,051	25,537	109,116	120,291	-	113,380	-	116,027	16,650	10,740	60,143	28,494	18,962	47,456
DIRECTLINE ASSURANCE COMPANY	1,080,855	-	29,006	1,051,849	551,559	-	537,823	-	1,065,584	431,359	107,717	539,652	(13,144)	-	(13,144)
FIDELITY SHIELD INSURANCE	734,007	-	192,585	541,422	353,545	-	390,332	-	504,635	286,452	40,707	140,424	37,052	-	37,052
FIRST ASSURANCE COMPANY	1,625,354	20,588	509,200	1,136,742	816,979	-	875,899	-	1,077,823	846,987	70,013	199,526	(38,703)	-	(38,703)
GA INSURANCE COMPANY	2,119,050	25,980	909,026	1,236,005	728,519	-	1,035,274	-	929,250	601,031	(45,116)	223,611	149,724	198,296	348,020
GATEWAY INSURANCE COMPANY	366,701	-	49,579	317,123	142,965	-	196,030	-	264,058	130,928	27,212	146,390	(40,473)	44,989	4,516
GEMINIA INSURANCE COMPANY	784,786	11,339	261,732	534,393	414,501	-	465,791	-	483,103	127,814	34,674	124,405	196,209	59,171	255,380
HERITAGE INSURANCE COMPANY	2,064,500	-	894,638	1,169,862	816,445	-	992,893	-	993,415	385,118	(753)	523,993	85,057	-	85,057
ICEA LION GENERAL INSURANCE	2,744,559	28,429	1,150,744	1,622,244	1,218,174	-	1,396,689	-	1,443,729	802,201	116,400	416,184	108,944	-	108,944
INTRA-AFRICA ASSURANCE	481,592	933	98,585	383,941	286,368	-	326,553	-	343,756	209,203	19,240	107,541	7,772	7,403	15,174
INVESCO ASSURANCE COMPANY	955,066	-	27,161	927,905	371,525	-	388,977	-	910,452	349,811	95,227	476,212	(10,798)	-	(10,798)
JUBILEE INSURANCE COMPANY	5,146,432	617,785	1,612,699	4,151,518	2,582,435	-	3,223,841	-	3,510,112	2,443,900	288,295	553,309	224,608	461,807	686,415
KENINDIA ASSURANCE COMPANY	1,777,962	22,881	676,772	1,124,071	978,261	-	932,602	-	1,170,730	649,725	95,220	322,644	103,141	82,139	185,279
KENYA ORIENT INSURANCE	862,762	7,200	96,131	773,831	436,872	-	520,742	-	689,961	326,580	46,137	241,286	75,958	-	75,958
MADISON INSURANCE COMPANY	596,022	14,145	138,712	471,456	257,314	-	250,070	-	478,699	267,611	45,732	173,389	(8,033)	8,458	424
MAYFAIR INSURANCE COMPANY	976,622	24,484	506,142	494,963	373,004	-	440,491	-	427,477	195,153	14,595	123,850	93,880	-	93,880
OCCIDENTAL INSURANCE COMPANY	965,363	3,599	330,750	638,211	460,287	-	507,612	-	590,887	340,960	55,793	99,758	94,376	65,370	159,746
PACIS INSURANCE COMPANY	546,277	-	121,267	425,010	271,966	-	344,904	-	352,072	153,597	43,664	156,761	(1,950)	-	(1,950)
PHOENIX OF EAST AFRICA	189,750	9,179	112,276	86,654	109,332	-	77,106	-	118,880	81,852	2,343	95,737	(61,053)	-	(61,053)
REAL INSURANCE COMPANY	1,396,766	13,390	366,174	1,043,982	767,065	-	906,850	-	904,197	493,682	118,388	271,040	21,087	-	21,087
RESOLUTION HEALTH INSURANCE	1,333,128	-	779,276	553,852	-	-	107,912	-	445,940	341,154	(85,478)	306,516	(116,251)	27,310	(88,941)
SAHAM INSURANCE COMPANY	367,043	-	223,043	144,000	103,319	-	101,633	-	145,686	59,959	(486)	91,756	(5,542)	33,013	27,471
TAKAFUL INSURANCE OF AFRICA	315,758	-	17,342	298,416	230,560	-	295,594	-	233,382	95,434	27,900	131,200	(21,152)	14,959	(6,193)
TAUSI ASSURANCE COMPANY	494,596	3,015	186,459	311,152	222,131	-	217,863	-	315,420	110,890	39,701	80,882	83,947	-	83,947
THE KENYAN ALLIANCE INSURANCE	685,051	10,161	67,461	627,751	520,465	-	603,087	-	545,129	266,259	55,873	214,690	8,307	48,792	57,099
THE MONARCH INSURANCE	231,579	6,374	28,143	209,809	212,555	-	222,345	-	200,019	54,100	15,452	110,204	20,263	-	20,263
TRIDENT INSURANCE COMPANY	353,490	3,679	132,172	224,997	236,584	-	225,820	-	235,760	107,456	(21,166)	73,829	75,642	-	75,642
UAP INSURANCE COMPANY	3,799,901	58,935	670,418	3,188,418	2,429,421	-	2,604,325	-	3,013,513	2,155,231	246,185	583,478	28,620	339,219	367,839
XPLICO INSURANCE COMPANY	739,225	-	55,453	683,772	300,538	-	420,045	-	564,266	75,237	59,903	280,327	148,799	-	148,799
TOTAL	50,520,789	888,611	13,688,133	37,721,271	26,637,538	13,459	30,265,845	124,312	33,982,109	20,338,286	2,591,306	9,798,901	1,253,621	1,984,607	3,238,224
REINSURERS															
CONTINENTAL REINSURANCE	514,881	-	46,339	468,542	268,594	-	357,927	-	379,209	156,993	143,218	27,717	51,281	14,141	65,422
EAST AFRICA REINSURANCE	-	1,388,821	43,630	1,345,192	685,008	-	760,259	-	1,269,940	760,131	390,952	85,974	32,883	150,852	183,735
KENYA REINSURANCE CORPORATION	-	4,543,623	402,962	4,140,662	3,282,685	-	3,600,733	-	3,822,614	1,990,663	1,126,491	343,214	362,245	1,197,266	1,559,512
TOTAL	514,881	5,932,444	492,931	5,954,396	4,236,287	-	4,718,919	-	5,471,763	2,907,787	1,660,661	456,905	446,409	1,362,259	1,808,669

Amounts in Thousand Shillings

APPENDIX 11: SUMMARY OF LONG TERM INSURANCE BUSINESS BALANCE SHEETS AS AT 30.06.2014

Company	APA LIFE ASSURANCE COMPANY	BRITISH AMERICAN INSURANCE	CANNON ASSURANCE COMPANY	CAPEX LIFE ASSURANCE COMPANY	CFC LIFE ASSURANCE COMPANY	CIC LIFE ASSURANCE COMPANY	CONTINENTAL REINSURANCE	CORPORATE INSURANCE COMPANY	EAST AFRICA REINSURANCE
Share Capital	250,000	180,000	150,000	150,000	612,340	800,000	300,000	150,000	300,000
Share Premium	-	-	-	-	-	-	-	-	-
Revaluation Reserves	27,613	188,430	-	744	295,015	74,623	1,306	-	-
Statutory Reserves	309,394	-	438,122	29,553	955,817	1,165,379	36,947	77,621	-
Retained Earnings	49,524	1,243,766	-	-	(151,014)	125,555	-	-	-
Other Reserves	-	7,917,404	478,752	48,793	-	-	-	-	-
Total Equity	636,532	9,529,600	1,066,874	229,090	1,712,157	2,165,557	338,253	227,621	300,000
Underwriting Provisions	136,618	461,093	40,595	15,202	377,330	321,087	20,823	15,170	369,600
Actuarial Contract Liabilities	2,169,632	26,593,852	405,076	35,554	18,504,688	2,565,139	-	439,036	165,500
LongTerm Liabilities	-	-	-	121,690	352,213	-	-	-	-
Current Liabilities	110,004	399,386	67,191	17,934	693,424	580,256	65,904	20,736	29,492
Total Equity And Liabilities	3,052,786	36,983,932	1,579,736	419,470	21,639,813	5,632,039	424,980	702,562	864,592
Land And Buildings	-	432,542	80,000	-	440,516	300,253	-	-	-
Investment Property	327,500	4,023,276	742,869	338,000	898,000	1,182,591	-	275,000	-
Other Fixed Assets	10,462	261,247	5,520	7,186	209,966	121,636	-	609	-
Government Securities	946,840	8,566,827	314,638	51,512	10,053,790	1,234,505	54,468	131,500	301,622
Other Securities	39,373	-	-	-	451,874	656,120	-	-	-
Investment in Related Companies	-	1,493,014	-	-	-	-	-	-	-
Corporate Bonds	55,295	539,473	21,875	2,009	1,468,879	41,618	5,836	-	7,026
Commercial Papers	53,507	-	-	-	341,508	-	-	-	-
Debentures	-	-	-	-	-	-	-	-	-
Ordinary Shares Quoted	750,832	10,089,410	175,749	7,391	2,501,032	64,511	5,997	2,212	2,001
Ordinary Shares Unquoted	64,511	23,978	-	-	38,348	-	-	736	-
Preference Shares Quoted	-	-	-	-	-	-	-	-	-
Preference Shares Unquoted	-	-	-	-	-	-	-	-	-
Loans Secured & Unsecured	8,638	455,362	15,909	-	901,145	203,290	-	39,266	-
Mortgages	4,700	799,026	102,962	-	275,965	176,693	-	-	-
Term Deposits	564,924	948,193	31,657	-	3,170,879	1,159,299	113,872	209,781	469,132
Cash and Cash Balances	43,525	443,003	9,988	5,279	274,276	107,547	13,919	38,044	1,074
Outstanding Premiums	70,582	466,060	2,648	3,015	330,318	277,437	38,964	-	43,886
Other Receivables	86,329	1,298,805	71,173	-	61,967	41,841	-	-	19,226
Other Assets	5,108	7,044,088	-	5,015	200,880	-	191,923	5,413	20,625
Intangible Assets	20,659	99,629	4,749	63	20,472	64,697	-	-	-
Total Assets	3,052,786	36,983,932	1,579,736	419,470	21,639,813	5,632,039	424,980	702,562	864,592

Amounts in Thousand Shillings

Continued from previous page

Company	FIRST ASSURANCE COMPANY	GA LIFE INSURANCE COMPANY	GEMINIA INSURANCE COMPANY	ICEA LION LIFE ASSURANCE COMPANY	JUBILEE INSURANCE COMPANY	KENINDIA ASSURANCE COMPANY	KENYA REINSURANCE CORPORATION	MADISON INSURANCE COMPANY	METROPOLITAN LIFE ASSURANCE
Share Capital	150,000	200,000	150,000	450,000	300,000	161,388	-	150,000	416,726
Share Premium	-	-	-	-	-	-	-	-	491,068
Revaluation Reserves	-	-	-	-	-	-	-	-	-
Statutory Reserves	143,311	46,040	-	6,244,919	1,818,740	318,516	3,233,990	996,984	-
Retained Earnings	-	11,328	-	1,817,205	-	29,728	-	62,000	(682,742)
Other Reserves	-	-	-	-	-	-	-	-	-
Total Equity	293,311	257,367	150,000	8,512,124	2,118,740	509,632	3,233,990	1,208,984	225,052
Underwriting Provisions	6,247	363	24,039	127,967	-	32,915	-	169,853	-
Actuarial Contract Liabilities	3,603	1,223,070	-	32,684,657	31,089,086	16,701,039	2,094,357	3,966,557	387,814
LongTerm Liabilities	-	-	-	134,212	-	-	-	-	-
Current Liabilities	18,897	7,392	334,175	280,424	1,057,966	193,075	145,361	41,124	115,321
Total Equity And Liabilities	322,057	1,488,191	508,214	41,739,384	34,265,792	17,436,661	5,473,708	5,386,518	728,186
Land And Buildings	-	-	-	-	-	14,269	-	-	-
Investment Property	74,000	22,649	-	9,187,277	3,180,816	958,902	1,145,000	2,435,000	-
Other Fixed Assets	24	1,771	-	410,208	32,101	15,146	-	52,543	5,379
Government Securities	77,944	715,470	183,400	22,209,868	15,952,786	15,293,306	950,470	813,651	291,540
Other Securities	-	-	25,000	-	-	-	-	29,699	-
Investment in Related Companies	-	-	-	538,469	1,305,945	-	-	-	-
Corporate Bonds	-	50,263	4,125	1,156,991	968,959	-	-	71,985	45,683
Commercial Papers	-	-	-	53,338	-	100,039	-	50,971	-
Debentures	-	-	-	-	-	-	-	-	-
Ordinary Shares Quoted	6,443	13,248	-	5,335,331	5,915,315	106,425	-	67,637	69,263
Ordinary Shares Unquoted	-	3,353	-	-	1,478,774	675	-	1,124,874	-
Preference Shares Quoted	-	-	-	1,877	-	-	-	-	-
Preference Shares Unquoted	-	-	-	-	-	-	-	-	-
Loans Secured & Unsecured	-	365	1,004	305,082	563,949	78,348	-	206,229	2,058
Mortgages	-	-	-	341,396	42,346	4,813	-	35,829	-
Term Deposits	134,980	578,920	266,756	1,953,241	3,707,772	670,657	3,227,797	268,335	160,497
Cash and Cash Balances	1,944	102,151	12,043	33,188	402,958	91,492	23,688	17,547	7,988
Outstanding Premiums	21,854	-	-	10,187	534,870	-	126,753	154,542	65,381
Other Receivables	4,472	-	-	83,447	179,201	35,074	-	46,237	-
Other Assets	395	2	15,886	114,362	-	63,183	-	11,440	36,300
Intangible Assets	-	-	-	5,123	-	4,333	-	-	44,097
Total Assets	322,057	1,488,191	508,214	41,739,384	34,265,792	17,436,661	5,473,708	5,386,518	728,186

Amounts in Thousand Shillings

Continued from previous page

Company	OLD MUTUAL ASSURANCE COMPANY	PAN AFRICA INSURANCE COMPANY	PIONEER ASSURANCE COMPANY	SAHAM INSURANCE COMPANY	SHIELD ASSURANCE COMPANY	THE KENYAN ALLIANCE INSURANCE	THE MONARCH INSURANCE COMPANY	UAP LIFE ASSURANCE COMPANY	TOTAL
Share Capital	724,986	200,000	150,000	150,000	150,000	150,000	154,976	635,456	7,185,872
Share Premium	1,159,971	30,260	-	-	-	-	-	8,637	1,689,936
Revaluation Reserves	-	-	-	6,258	-	-	-	27,534	621,523
Statutory Reserves	-	1,467,782	113,680	-	-	45,335	57,976	126,686	17,626,792
Retained Earnings	(1,051,914)	(455,753)	147,078	242	(33,325)	6,000	-	(122,823)	994,855
Other Reserves	-	-	-	-	30,000	-	120,114	-	8,595,063
Total Equity	833,043	1,242,289	410,758	156,501	146,675	201,335	333,066	675,489	36,714,040
Underwriting Provisions	300,266	-	105,865	3,642	167,116	82,039	48,904	385,779	3,212,513
Actuarial Contract Liabilities	9,909,129	17,817,514	573,781	611,374	371,135	774,736	83,066	5,897,322	175,066,717
LongTerm Liabilities	118,300	-	3,608	-	-	-	-	-	730,023
Current Liabilities	712,831	1,459,359	71,789	173,603	47,474	5,389	52,002	217,415	6,917,924
Total Equity And Liabilities	11,873,569	20,519,162	1,165,802	945,119	732,400	1,063,499	517,037	7,176,005	222,641,214
Land And Buildings	713,719	22,336	-	-	186,215	-	-	-	2,189,850
Investment Property	857,000	915,010	449,983	72,000	415,000	-	235,125	761,000	28,495,998
Other Fixed Assets	47,415	97,627	15,164	5,696	4,680	-	1,175	40,456	1,346,011
Government Securities	3,387,990	9,020,128	150,000	206,209	11,000	88,100	118,086	3,407,332	94,532,982
Other Securities	16,947	1,002,193	-	-	-	-	-	-	2,221,206
Investment in Related Companies	-	-	-	-	-	-	-	-	3,337,428
Corporate Bonds	334,693	947,600	-	108,343	-	-	-	349,055	6,179,708
Commercial Papers	-	640,714	-	-	-	-	-	50,211	1,290,288
Debentures	-	-	-	-	-	-	-	-	-
Ordinary Shares Quoted	4,178,213	3,656,814	13,471	13,148	-	-	-	1,375,939	34,350,382
Ordinary Shares Unquoted	343,539	-	-	-	-	-	-	12,928	3,091,716
Preference Shares Quoted	-	-	-	-	-	-	-	386	2,263
Preference Shares Unquoted	-	-	-	-	-	-	-	-	-
Loans Secured & Unsecured	347,154	139,660	120,022	6,980	16,216	18,622	-	7,953	3,437,252
Mortgages	39,254	354,415	-	-	-	-	-	8,839	2,186,238
Term Deposits	1,052,295	2,574,912	85,373	519,529	-	759,387	1,066	526,255	23,155,509
Cash and Cash Balances	348,430	432,805	17,639	2,735	5,699	427	133	271,897	2,709,419
Outstanding Premiums	95,272	332,807	222,648	1,439	1,139	113,335	73,691	289,660	3,276,488
Other Receivables	14,154	-	45,365	9,038	77,735	-	-	68,475	2,142,539
Other Assets	95,356	250,842	36,950	-	14,716	83,628	80,329	5,619	8,282,060
Intangible Assets	2,140	131,299	9,186	-	-	-	7,433	-	413,880
Total Assets	11,873,569	20,519,162	1,165,802	945,119	732,400	1,063,499	517,037	7,176,005	222,641,214

Amounts in Thousand Shillings

APPENDIX 12: SUMMARY OF GENERAL INSURANCE BUSINESS BALANCE SHEETS AS AT 30.06.2014

Company	AAR INSURANCE KENYA	AFRICAN MERCHANT ASSURANCE COMPANY	AIG INSURANCE COMPANY	APA INSURANCE COMPANY	BRITISH AMERICAN INSURANCE COMPANY	CANNON ASSURANCE COMPANY	CIC GENERAL INSURANCE COMPANY	CONTINENTAL REINSURANCE	CORPORATE INSURANCE COMPANY	DIRECTLINE ASSURANCE COMPANY
Share Capital	300,000	535,000	450,000	750,000	700,000	300,000	900,000	500,000	300,000	300,000
Share Premium	1,000	-	-	-	-	-	-	-	-	-
Revaluation Reserves	-	-	(18,149)	54,281	-	227,222	-	-	-	-
Statutory Reserves	-	-	-	-	-	-	-	-	-	-
Retained Earnings	67,602	382,209	985,519	2,409,627	946,047	881,164	1,828,038	118,547	427,235	717,141
Other Reserves	-	6,443	-	998,569	277,641	-	-	-	-	(265,229)
Total Equity	368,602	923,652	1,417,370	4,212,477	1,923,688	1,408,387	2,728,038	618,547	727,235	751,912
Underwriting Provisions	1,424,797	1,283,812	1,644,723	7,073,708	2,662,497	1,329,412	6,238,100	505,429	276,458	3,244,871
Actuarial Contract Liabilities	-	-	-	-	-	-	-	-	-	-
LongTerm Liabilities	-	-	-	6,551	-	-	-	3,995	-	-
Current Liabilities	775,188	207,034	1,620,147	1,062,008	182,978	157,447	746,633	275,804	80,642	61,959
Total Equity And Liabilities	2,568,587	2,414,498	4,682,240	12,354,743	4,769,163	2,895,246	9,712,771	1,403,775	1,084,336	4,058,742
Land And Buildings	-	-	-	119,600	1,054	80,000	174,678	-	-	-
Investment Property	-	442,500	175,000	730,000	-	917,980	1,260,000	-	565,000	153,000
Other Fixed Assets	26,328	102,701	70,412	84,948	108,380	17,827	419,061	30,626	5,058	80,236
Government Securities	216,489	217,000	2,097,692	3,541,026	1,367,704	384,673	1,205,767	109,415	104,400	1,455,403
Other Securities	-	-	-	20,144	24,134	-	-	-	-	-
Investment in Related Companies	-	-	-	392,940	193,808	30,000	-	-	-	-
Corporate Bonds	-	32,100	-	183,297	332,201	39,907	91,577	8,703	-	20,977
Commercial Papers	-	-	-	18,750	-	-	365,229	-	-	-
Debentures	-	-	-	-	-	-	-	-	-	-
Ordinary Shares Quoted	-	14,190	11,732	2,414,320	841,830	497,142	241,387	6,373	2,463	221,341
Ordinary Shares Unquoted	-	-	-	5,027	7,241	261,607	-	-	736	42,435
Preference Shares Quoted	-	-	-	-	-	-	-	-	-	-
Preference Shares Unquoted	-	-	-	-	-	-	14,367	-	-	-
Loans Secured & Unsecured	-	9,456	67,768	168,032	-	6,248	285,751	1,705	-	-
Mortgages	-	-	-	6,623	-	53,819	-	10,244	-	-
Term Deposits	1,234,046	726,336	780,663	2,292,271	422,920	60,036	1,556,937	119,214	181,656	1,220,104
Cash and Cash Balances	252,498	110,551	343,301	14,276	385,381	29,651	93,852	5,296	21,108	361,209
Outstanding Premiums	630,311	635,457	1,091,244	1,819,274	727,914	259,827	2,164,681	382,879	157,386	157,000
Other Receivables	192,756	47,303	-	207,101	76,901	149,351	1,366,951	-	-	73,962
Other Assets	-	74,504	41,659	-	74,505	25,684	14,350	569,353	43,358	191,183
Intangible Assets	16,159	2,400	2,770	337,115	205,190	81,493	458,181	159,968	3,170	81,891
Total Assets	2,568,587	2,414,498	4,682,240	12,354,743	4,769,163	2,895,246	9,712,771	1,403,775	1,084,336	4,058,742

Amounts in thousand Shillings

Continued from previous page

Company	EAST AFRICA REINSURANCE COMPANY	FIDELITY SHIELD INSURANCE COMPANY	FIRST ASSURANCE COMPANY	GA GENERAL INSURANCE COMPANY	GATEWAY INSURANCE COMPANY	GEMINIA INSURANCE COMPANY LIMITED	HERITAGE INSURANCE COMPANY	ICEA LION GENERAL INSURANCE COMPANY	INTRA-AFRICA ASSURANCE COMPANY	INVESCO ASSURANCE COMPANY
Share Capital	700,000	300,452	450,000	450,000	313,225	300,000	500,000	600,000	300,000	1,680,000
Share Premium	-	-	-	-	135	-	-	-	-	-
Revaluation Reserves	89,745	66,388	113,269	328,566	228,830	326,992	-	341,840	263,772	1,094
Statutory Reserves	-	-	-	-	-	-	-	-	-	-
Retained Earnings	951,999	567,491	932,002	909,119	328,522	409,368	1,483,328	2,061,654	163,602	(1,152,535)
Other Reserves	13,971	-	-	176,123	-	64,608	-	-	7,500	-
Total Equity	1,755,715	934,331	1,495,271	1,863,808	870,712	1,100,968	1,983,328	3,003,493	734,874	528,559
Underwriting Provisions	2,458,641	1,036,093	2,532,264	3,636,732	1,061,022	1,346,630	1,935,153	4,091,121	738,160	2,175,446
Actuarial Contract Liabilities	-	-	-	-	-	-	-	-	-	-
LongTerm Liabilities	31,253	-	16,663	16,634	-	885	-	426,449	-	-
Current Liabilities	656,975	306,874	588,104	855,569	76,045	228,153	443,619	678,381	30,485	102,552
Total Equity And Liabilities	4,902,584	2,277,298	4,632,302	6,372,743	2,007,778	2,676,636	4,362,099	8,199,444	1,503,519	2,806,558
Land And Buildings	201,913	227,206	161,000	672,700	205,000	20,039	-	-	111,175	79,311
Investment Property	735,809	738,744	907,396	1,107,011	975,400	721,000	90,568	2,167,500	251,525	1,074,560
Other Fixed Assets	4,809	12,528	25,542	38,959	25,684	38,422	95,438	80,047	20,920	74,902
Government Securities	558,249	195,817	430,984	772,780	239,650	439,000	1,652,704	2,723,300	238,200	202,000
Other Securities	-	-	23,128	-	-	75,000	-	-	-	-
Investment in Related Companies	-	-	52,929	308,827	-	-	88,369	50,147	-	-
Corporate Bonds	63,842	-	58,565	255,190	-	8,500	138,705	271,286	-	-
Commercial Papers	-	-	-	-	-	-	-	-	-	-
Debentures	-	-	-	-	-	-	-	-	-	-
Ordinary Shares Quoted	15,819	108,494	56,527	220,337	17,721	170,827	84,514	640,780	67,896	3,167
Ordinary Shares Unquoted	-	-	-	291,645	57,838	4,928	23,171	-	-	-
Preference Shares Quoted	-	-	-	-	-	-	-	-	-	-
Preference Shares Unquoted	-	-	-	-	-	-	-	-	-	-
Loans Secured & Unsecured	3,461	11,288	21,563	290,214	10,527	24,545	90,624	-	7,568	-
Mortgages	37,928	8,186	-	-	-	2,219	306,134	-	12,733	-
Term Deposits	1,760,338	341,327	1,724,028	1,062,123	242,756	787,196	824,369	314,645	191,708	330,933
Cash and Cash Balances	76,276	35,477	47,547	40,920	14,780	51,309	198,766	52,716	55,455	187,656
Outstanding Premiums	800,498	527,849	716,200	1,003,475	133,298	183,055	559,329	1,305,014	437,189	-
Other Receivables	250,310	11,776	6,481	15,943	17,730	22,473	67,959	27,291	103,297	358,706
Other Assets	48,480	22,799	178,633	56,303	59,971	128,122	89,215	233,597	-	-
Intangible Assets	344,852	35,807	221,777	236,316	7,424	-	52,234	333,121	5,853	495,322
Total Assets	4,902,584	2,277,298	4,632,302	6,372,743	2,007,778	2,676,636	4,362,099	8,199,444	1,503,519	2,806,558

Amounts in thousand Shillings

Continued from previous page

Company	JUBILEE INSURANCE COMPANY	KENINDIA ASSURANCE COMPANY	KENYA ORIENT INSURANCE COMPANY	KENYA REINSURANCE CORPORATION	MADISON INSURANCE COMPANY	MAYFAIR INSURANCE COMPANY	OCCIDENTAL INSURANCE COMPANY	PACIS INSURANCE COMPANY	PHOENIX OF EAST AFRICA ASSURANCE COMPANY	REAL INSURANCE COMPANY
Share Capital	1,000,000	400,000	309,400	1,749,873	300,000	350,000	346,500	300,000	300,000	300,000
Share Premium	-	1,198	-	-	-	-	-	5,717	-	-
Revaluation Reserves	569,250	16,413	157,982	10,973	-	322,164	17,276	13,456	849,889	9,481
Statutory Reserves	-	-	-	-	-	-	-	-	-	-
Retained Earnings	3,667,122	1,012,618	230,192	11,788,857	381,833	354,718	426,282	392,737	727,875	387,103
Other Reserves	-	208,260	50,000	1,910,439	-	-	-	(17,920)	-	-
Total Equity	5,236,372	1,638,490	747,575	15,460,142	681,833	1,026,882	790,058	693,990	1,877,764	696,584
Underwriting Provisions	5,858,558	2,336,774	739,510	7,343,204	481,489	1,442,362	1,156,579	774,831	180,430	1,528,107
Actuarial Contract Liabilities	-	-	-	-	-	-	-	-	-	-
LongTerm Liabilities	-	-	484	-	-	-	-	96,261	-	1,393
Current Liabilities	1,430,622	1,123,417	196,448	1,531,598	190,292	416,340	97,558	34,389	7,801	477,928
Total Equity And Liabilities	12,525,552	5,098,680	1,684,017	24,334,943	1,353,614	2,885,584	2,044,195	1,599,472	2,065,994	2,704,012
Land And Buildings	-	524,256	85,176	56,892	-	167,638	-	75,500	-	-
Investment Property	-	1,250,032	413,302	5,340,469	175,000	365,519	480,500	631,685	-	-
Other Fixed Assets	38,901	57,794	70,920	100,845	37,052	75,563	30,333	51,386	4,579	36,797
Government Securities	2,810,502	819,649	151,851	6,512,016	81,640	309,000	627,420	151,570	141,000	242,109
Other Securities	-	-	-	-	-	-	-	-	-	-
Investment in Related Companies	1,224,938	71,005	26,685	1,652,940	-	259,350	76,326	-	143,807	342,116
Corporate Bonds	355,051	-	5,188	150,318	-	30,547	20,006	-	-	35,000
Commercial Papers	-	-	-	-	-	-	-	-	-	-
Debentures	-	-	-	-	-	-	-	-	-	-
Ordinary Shares Quoted	2,354,110	71,312	3,382	2,941,873	-	232,858	27,006	-	1,273,506	58,006
Ordinary Shares Unquoted	559,442	119,149	237,643	167,114	219,252	193,319	100,825	-	-	-
Preference Shares Quoted	573	-	-	97	-	-	-	-	-	-
Preference Shares Unquoted	-	-	-	-	-	-	-	-	-	-
Loans Secured & Unsecured	9,235	807	-	-	-	9,525	-	-	-	-
Mortgages	-	-	-	748,584	-	-	-	-	-	-
Term Deposits	893,830	597,179	82,241	1,927,549	87,381	755,384	229,792	77,575	96,564	366,924
Cash and Cash Balances	118,874	128,377	14,464	215,081	22,683	47,588	95,296	2,310	4,292	34,800
Outstanding Premiums	3,419,106	675,954	387,798	2,185,704	611,448	167,523	281,408	441,567	149,656	705,616
Other Receivables	402,665	-	92,701	313,091	76,580	-	53,664	54,463	564	678,105
Other Assets	54,231	783,167	52,462	848,059	3,384	268,801	21,620	56,584	236,534	65,554
Intangible Assets	284,095	-	60,204	1,174,311	39,195	2,970	-	56,832	15,492	138,986
Total Assets	12,525,552	5,098,680	1,684,017	24,334,943	1,353,614	2,885,584	2,044,195	1,599,472	2,065,994	2,704,012

Amounts in thousand Shillings

Continued from previous page

Company	RESOLUTION HEALTH INSURANCE COMPANY	SAHAM INSURANCE COMPANY	TAKAFUL INSURANCE OF AFRICA	TAUSI ASSURANCE COMPANY	THE KENYAN ALLIANCE INSURANCE COMPANY	THE MONARCH INSURANCE COMPANY	TRIDENT INSURANCE COMPANY	UAP INSURANCE COMPANY	XPLICO INSURANCE COMPANY	TOTAL
Share Capital	300,000	300,000	566,603	502,244	300,000	316,476	500,000	600,000	682,500	20,052,273
Share Premium	-	-	-	-	-	-	-	-	-	8,050
Revaluation Reserves	(5,104)	(489)	-	116,257	76,194	-	209,311	3,456,755	14,620	7,858,278
Statutory Reserves	-	-	-	-	-	-	-	-	-	-
Retained Earnings	(35,296)	158,586	(145,517)	278,374	985,039	27,049	1,361,634	3,361,882	124,074	40,902,841
Other Reserves	-	-	-	1,931	7,966	-	25,000	-	-	3,465,302
Total Equity	259,600	458,097	421,086	898,806	1,369,199	343,525	2,095,945	7,418,637	821,194	72,286,746
Underwriting Provisions	607,385	203,405	447,730	696,807	1,462,652	353,349	1,358,886	4,577,115	545,796	78,790,038
Actuarial Contract Liabilities	-	-	-	-	-	-	-	-	-	-
LongTerm Liabilities	-	-	-	42,628	-	-	(6,188)	-	-	637,008
Current Liabilities	700,756	55,282	97,953	223,577	141,354	29,577	208,543	1,633,443	109,441	17,842,916
Total Equity And Liabilities	1,567,741	716,784	966,769	1,861,818	2,973,205	726,450	3,657,185	13,629,195	1,476,431	169,556,703
Land And Buildings	-	-	-	222,972	94,575	-	233,440	2,700	72,250	3,589,075
Investment Property	-	-	-	-	1,295,439	230,650	1,340,811	2,945,000	-	27,481,400
Other Fixed Assets	85,083	19,832	32,079	19,526	41,662	30,456	13,995	92,598	110,606	2,312,835
Government Securities	136,266	231,811	81,704	607,104	160,000	66,182	254,536	1,286,008	80,000	32,902,621
Other Securities	-	-	-	39,725	-	-	18,607	-	103,000	303,738
Investment in Related Companies	-	-	100,000	-	-	-	550,000	-	300,262	5,864,449
Corporate Bonds	-	96,843	-	-	10,000	-	30,000	136,114	-	2,373,917
Commercial Papers	-	-	-	-	-	-	-	-	-	383,979
Debentures	-	-	-	-	-	-	-	-	-	-
Ordinary Shares Quoted	-	37,655	-	153,603	30,878	11,716	7,375	2,263,522	-	15,103,662
Ordinary Shares UnQuoted	-	-	-	6,819	-	59	7,985	53,760	-	2,359,995
Preference Shares Quoted	-	-	-	-	-	-	-	-	-	670
Preference Shares Unquoted	-	-	-	-	-	-	-	-	-	14,367
Loans Secured & Unsecured	-	20,394	-	7,500	16,515	-	651,364	1,395,644	43,240	3,152,974
Mortgages	-	-	-	102,819	-	-	16,145	206,691	-	1,512,125
Term Deposits	447,983	197,912	370,849	360,841	630,814	50,918	-	1,570,054	239,955	25,157,351
Cash and Cash Balances	386,585	25,315	78,207	11,958	15,749	10,106	53,665	314,759	127,819	4,085,953
Outstanding Premiums	272,279	42,882	194,120	158,731	500,963	178,272	336,228	1,513,331	373,441	26,287,907
Other Receivables	4,403	44,141	-	-	38,706	4,274	127,409	1,191,969	-	6,079,026
Other Assets	73,682	-	77,219	166,616	69,280	111,672	6,597	407,444	19,640	5,174,262
Intangible Assets	161,459	-	32,591	3,604	68,624	32,146	9,030	249,602	6,217	5,416,401
Total Assets	1,567,741	716,784	966,769	1,861,818	2,973,205	726,450	3,657,185	13,629,195	1,476,431	169,556,703

Amounts in thousand Shillings